


BEND YOUR REALITY



G2 Rocket League Player
Cameron '*Kronovi*' Bills likes the
immersive gaming experience
on the *AG322QC4*

AG322QC4

144_{HZ}



Shadow
Control

FreeSync2



HDR 400



aocgaming.com



@aoc_gaming



@aocgaming



@aocgaming

ebuyer.com

OVERCLOCKERS UK

SCAN

amazon.co.uk



DOWNLOAD ANYTHING YOU LIKE FOR FREE!

+18 best new
download
hacks



**Get all the great stuff from the web
that you thought you couldn't** **p40**

PLUS

**SHARE MASSIVE
FILES INSTANTLY** **p50**

Fastest ways to send big videos

**FIX ANY PROBLEM
IN WINDOWS 10** **p48**

The only 7 tools you'll ever need

**WHO'S READING
YOUR GMAIL?** **p54**

Find out and block them - now!



NEW

BARE METAL SERVER

Dedicated server
with cloud features

from **£49.99** /month*
excl. 20% VAT

Next Generation: 1&1 Bare Metal Server

High-performance, dedicated hardware – flexible and expandable!

- ✓ **NEW:** Dedicated server with cloud features
- ✓ Ready to go in 8 minutes
- ✓ Flexible billing model, precise to the minute
- ✓ 100% enterprise hardware
- ✓ Latest Intel® Xeon® E3 v6 Processors
- ✓ Individual firewall configurations
- ✓ 24/7 expert server support



Trusted Performance.
Intel® Xeon® Processors.



☎ 0333 336 5509



*Example price for a Bare Metal Server S with a standard configuration for one full month. Invoice amount plus costs for any additionally booked resources is due after one month. No setup fee, no minimum contract period. The preparation time of eight minutes is based on the server's provisioning time after booking. Prices exclude 20% VAT.

1and1.co.uk

Download the undownloadable!

Downloading from the web isn't rocket science – you just click the big button to save the desired file to your default download folder – even Danny Dyer knows that! But lots of online content, from streaming audio and video to photo albums and maps, doesn't come flanked by this unmistakable magic button, while other stuff you want to download may disappear before you get the chance.

In this issue's cover feature, we explain how you can download the undownloadable to get everything you want from the web, without having to

resort to dubious and dangerous methods. We reveal how to grab any audio playing in your browser, save every image from a web page and capture entire sites – even those that no longer exist.

Also in this issue, to balance all that unrestricted downloading, we recommend the best free ways to *upload* large files so you can share them with friends – see our feature on page 50.

Robert Irvine, Editor
robert_irvine@dennis.co.uk
[#webuser](#)



5 Things you'll learn this issue

1 How to activate the new dark mode in webmail service Outlook.com **page 7**

2 How to record, mix and share your own music using free software **page 30**

3 How to add Chrome and Firefox to your Timeline in Windows 10 **page 32**

4 How to customise your Start menu to give it a more classic feel **page 52**

5 How to open documents in your browser rather than downloading them **page 69**



Subscribe to Web User!

Never miss another issue – subscribe at subscribe.webuser.co.uk



Average sales, Jan-Dec 2017, 27,156 copies per issue



Contents

FREE
Power Bank
Charger

SUBSCRIPTIONS
Turn to page 62 for
special subs offers



ISSUE 455

8 - 21 AUGUST 2018

**COVER
FEATURE**


DOWNLOAD ANYTHING YOU LIKE FOR FREE!

Get everything
you thought
you couldn't
from the web

p40



Fix any problem in
Windows 10 – for free! **p48**



Share large files
instantly **p50**

IN DEPTH Articles on the latest tech topics


- 38 FAQ**
Our guide to IGTV
- 40 COVER FEATURE**
DOWNLOAD ANYTHING FOR FREE!
How to beat common restrictions
- 46 iOS backup tools**
Six alternatives to iTunes backup
- 48 Free tools for fixing Windows 10**
Seven programs for tackling OS problems
- 50 Share large files instantly**
Send massive files online for free

REVIEWS Apps, sites and products on test

- 14 Best New Websites**
BuzzFeed News reveals its serious side
- 22 Group Test**
Photo-management and editing software
- 28 Best Free Software**
Customise your PC backups with Paragon Backup and Recovery
- 32 Best New Browser Tools**
Discover the new features in version 55 of Opera
- 34 Best Free Apps**
Get around on public transport with Citymapper

FAVOURITES Must-read regulars

- 6 What's New Online**
Host a Facebook video party
- 8 Need to Know**
This fortnight's top tech news stories
- 12 Stay Safe Online**
Security advice for PC and mobile
- 18 Build a Better Site**
Expert tips, tools and practical help
- 20 What to Watch Online**
Films and TV shows you can't miss
- 26 Best Buys**
Our pick of the best new products
- 37 Take a Screen Break**
What year did Nokia's 3310 appear?



- 60 Broadband Deals**
Find the best-value package for you
- 72 Inbox**
Tell us your views and opinions
- 74 Page 404**
Barry ditches the commuter grind



Practical WebUser

Workshops, tips, projects and problem solving

16 pages

- 52 Workshop 1**
Replace your Start menu with a Classic version
- 54 Workshop 2**
Make Gmail snooper-proof
- 56 Workshop 3**
Tighten Windows security settings
- 57 Workshop 4**
Rescue your PC using your phone
- 58 Weekend Project**
Make a single-use PC
- 64 Web User Masterclass**
Improve searches in File Explorer
- 66 Ask the Expert**
All your technical questions answered
- 68 Readers' Tips**
The best tips from our readers
- 71 Readers' Helpdesk**
Answers from our reader forums

Protect your Gmail messages p54



Set up and use SysHardener p56



Turn an old PC into a single-use device p58



EDITORIAL

Group Editor Daniel Booth
Editor Robert Irvine
Technical & Reviews Editor Andy Shaw
Features Writer Steve Clark
Art Editor Laurence Hallam
Production Editor Miki Berenyi
Editorial Tel: 0203 890 3890
Visit forum.webuser.co.uk
for technical and buying advice

ADVERTISING

Tel: 0203 890 3846
Advertising Director Charlotte Milligan
Advertising Manager Alexa Dracos

ADVERTISING PRODUCTION

Group Production Manager
Stephen Catherall, 0203 890 4050
Production Assistant Helina Ozyurt, 0203 890 3827

MARKETING

Marketing Manager Rachel Hare
Marketing Production Manager Gemma Hills

MANAGEMENT

Tel: 0203 890 3890
Managing Director John Garewal
MD of Advertising Julian Lloyd-Evans
Commercial and Retail Director David Barker
CFO/COO Brett Reynolds
Chief Executive James Tye
Company Founder Felix Dennis

SYNDICATION AND USE OF LOGOS

Syndication Senior Manager Anj Dosaj-Halai
Tel: +44 (0)203 890 3816
Email: anj_dosaj-halai@dennis.co.uk

INTERNATIONAL LICENSING

Web User is available for licensing overseas.
Licensing & Syndication Assistant Nicole Adams
Tel: +44 (0)203 890 3998
Email: nicole_adams@dennis.co.uk

SUBSCRIPTIONS

Tel: 0330 333 9493
Email: subscriptions@dennis.co.uk
You can manage your existing subscription through www.ManageMyMags.co.uk. This should be your first port of call if you have any queries about your subscription. A subscription to Web User for one year costs £47.99 for UK subscribers, £95 for Europe and £151 for the rest of the world. Call 0330 333 9493 to get the next issue, delivered free to your door.

PRINTING

Printed by Wyndeham Bicester, Oxon
Distributors Seymour 020 7396 4000

PERMISSIONS

Material may not be reproduced in any form without the written consent of the publisher. Please address such requests to: John Garewal, Dennis Publishing, 31-32 Alfred Place, WC1E 7DP

LIABILITY

While every care was taken preparing this magazine, the publishers cannot be held responsible for the accuracy of the information or any consequence arising from it. All judgments are based on equipment available to Web User at the time of review. 'Value for money' comments are based on UK prices at time of review. Web User takes no responsibility for the content of external websites whose addresses are published in the magazine.

© Copyright Dennis Publishing Limited. Web User is a trademark of Felix Dennis.



A DENNIS PUBLICATION

Web User is published fortnightly by Dennis Publishing Ltd, 31-32 Alfred Place, WC1E 7DP. Company registered in England. Material may not be reproduced in whole or part without the consent of the publishers. ISSN 1473-7094

WEB USER
PRINTED IN THE UK



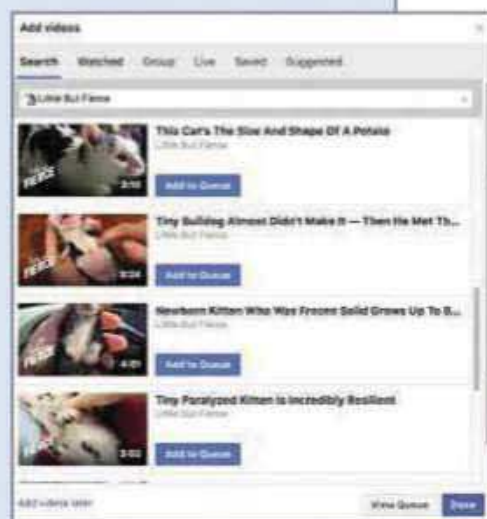


What's New Online

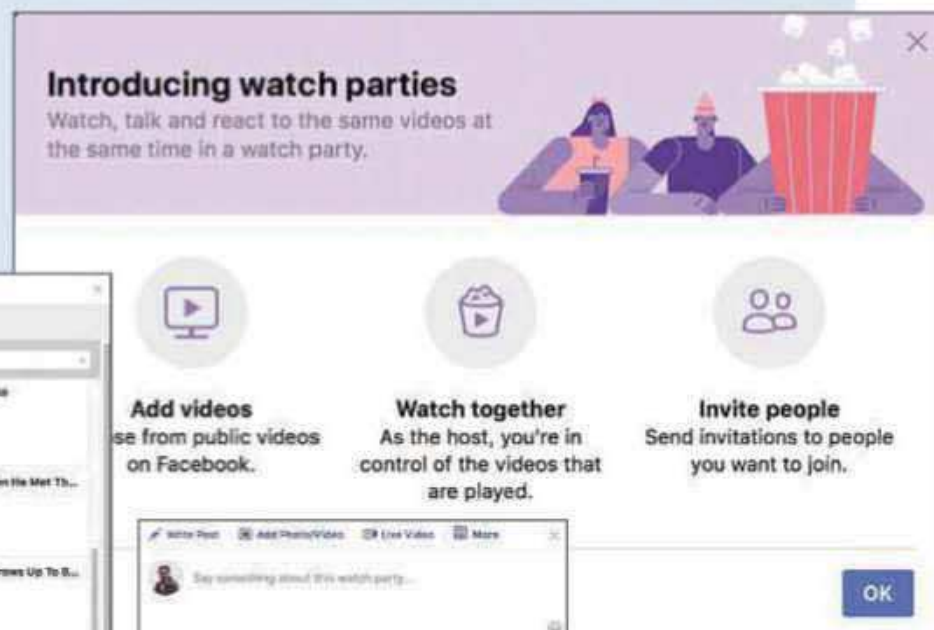
Watch videos as a group on Facebook

We've grown used to watching, sharing and commenting on videos on Facebook, but despite the interaction, it's largely a solo experience. Facebook is hoping to change that with Watch Party, a new feature that allows members of groups on the social network to view videos together at the same time.

Watch Party works by getting one or more hosts to start and control a stream of live or recorded videos, inviting others to watch and comment. Facebook says it could be useful for Q&As about hobbies, tutorials and group-based activities such as exercising. And even though it can't be used outside of groups or Pages right now, Facebook believes it will eventually bring friends and family together for shared experiences.



If you run a group, you'll now see the Watch Party option in the status update box. Select it, click Add Video and find content that you want to 'Add to Queue'. Once you're ready, click Done, write a status and invite people to join. The profile pictures of those watching



Add videos
Select from public videos on Facebook.

Watch together
As the host, you're in control of the videos that are played.

Invite people
Send invitations to people you want to join.



will appear at the bottom of the screen.

When the stream has finished, the videos watched

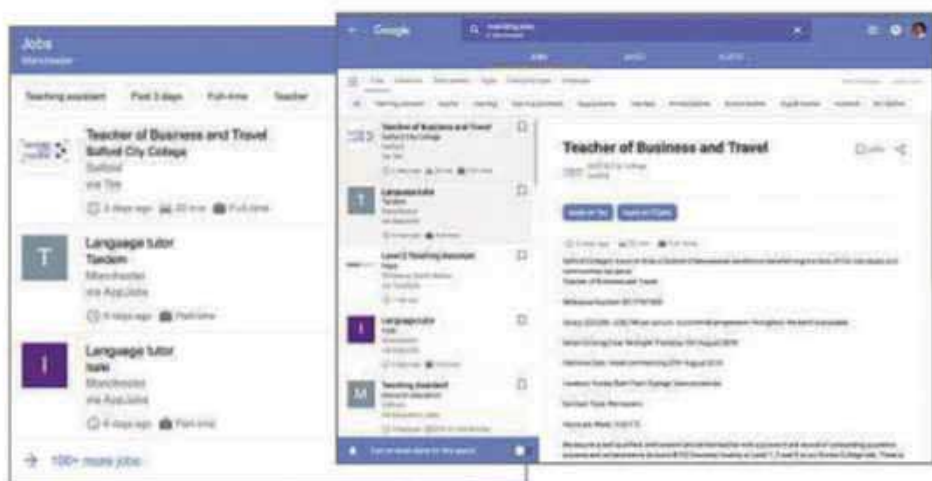
during the Party will be saved in a post, with the comments and reactions stripped away.

www.facebook.com

Search for a job on Google

www.google.co.uk

Looking for your dream job? Then put down that newspaper and skip those recruitment sites because Google is making job hunting as easy as a standard web search. Simply search for "jobs near me", or the name of a profession followed by the word "jobs" (for example, "web designer jobs"), and Google will display a box within its search results showing you the latest openings. Click an entry or select 'More jobs' to see a dedicated web page where you can change the location or filter results by working hours, company type and employer, and date posted. You can also set up alerts for future vacancies. Since Google is working with many recruitment organisations, you can begin your application by clicking through, or bookmark ads that take your fancy.



Find pictures by getting physical

bit.ly/mirror455

Google's latest AI experiment tests something called 'pose estimation', which detects human figures in images and videos, and identifies the position of key

body joints. Called Move Mirror, it uses your webcam to track your movements in real-time, then sifts through more than 80,000 images at rapid speed to find a photo of someone else in the same pose.

You need to be reasonably far back from the camera to fit your whole body in view and come up with decent results (a couple of metres should do it). From then on, however, the experiment does its own thing, sending scores of shots flickering onto the screen as you throw your shapes. You can then make a GIF of your efforts and share it with friends.

Google promises not to store or share your energetic efforts, so don't worry about making a fool of yourself in public! Pose estimation will only work in Chrome.



We pick the 10 best things you must do on the web this fortnight

Learn Hindi in Duolingo

www.duolingo.com

More than 500 million people speak Hindi, and if you're keen to master this tricky language, you can now get help from Duolingo. Its new course teaches conversational Hindi to English speakers. Currently available to try on the website, it breaks the module into easily digestible daily five-minute chunks. Android and iOS versions are coming soon.



NEW VOICE COMMANDS



Make Duo video calls

Ask Google Assistant to connect you on Android's Duo video-calling app by saying: "video call [name of person]". Confirm the call and Duo will appear on screen.



Make quick conversions

Need to speedily convert kilometres to miles, kilograms to pounds, metres to feet and so on? Then just ask Siri. You can also convert currency on the fly, which is handy while you're on holiday.



Hear a thunderstorm

Amazon claims the most requested ambient sound skill of late is, "Alexa, open Thunderstorm Sounds". Perhaps the hot weather has got users yearning for a more traditional British summer.

Find festivals via Spotify

bit.ly/festival455

With the music-festival season in full swing, the online booking platform Festicket is helping you find out where and when your favourite artists are



playing. It lets you connect your Spotify account so it can take a look at the

musicians you like and suggest upcoming gigs you may want to consider booking. All you have to do is launch the tool and click 'Log in with Spotify', and the suggestions are made within seconds. You can then go straight through to Festicket's booking system and buy your tickets, or sign up to a waiting list if the festival tickets aren't available yet.

Try Outlook.com's new dark mode



outlook.live.com

All kinds of websites from Instagram to YouTube have dialled down the brightness. Microsoft has now added a dark mode to its Outlook.com webmail following a flurry of requests, making it much easier to view your emails at night. To reduce eye strain, the mode includes a dark background for the reading pane, but it hasn't yet been introduced as a theme and currently only works with the service's default blue theme. To activate dark mode in the beta version of Outlook.com, click the cog icon to open the Quick Settings panel and select the 'Dark mode' option near the top.



Learn Morse code with Gboard

bit.ly/gboard455

Google added Morse-code support to Gboard for Android, aiding communication for people with limited motion, and has extended the function to iOS. Its Morse typing trainer teaches you how to use it.

Discover Liverpool's history

bit.ly/history455

Pore over vintage maps of Liverpool and click the interactive map of the city and surrounding area to explore areas of interest and learn about the history of buildings and monuments.

Check Instagram friends' status

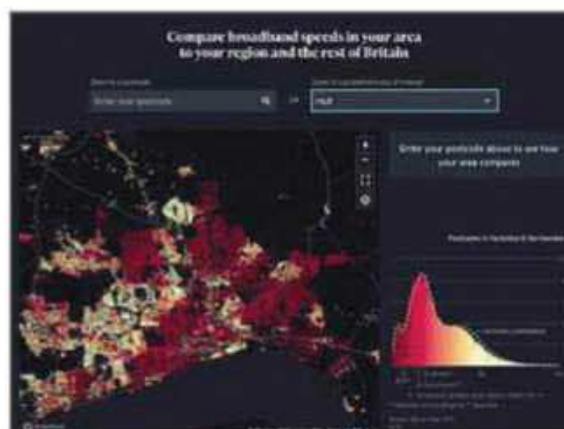
www.instagram.com

If your contacts are online in Instagram, green dots will now appear next to their name in the app's messaging section. You can hide your status by going into Settings and toggling off Activity Status under 'Privacy and Security'.

Check average local broadband speeds

bit.ly/bbspeed455

Some parts of the UK are blessed with superfast broadband while others pootle along in the slow lane. You can see where your area ranks by entering your postcode in the Financial Times' Broadband Speed Map and comparing it to the national average. Red areas indicate slow connections while yellow



are the fastest. People in city suburbs seem to fare better than most.

Facebook and Twitter hit by falling stock and user exodus

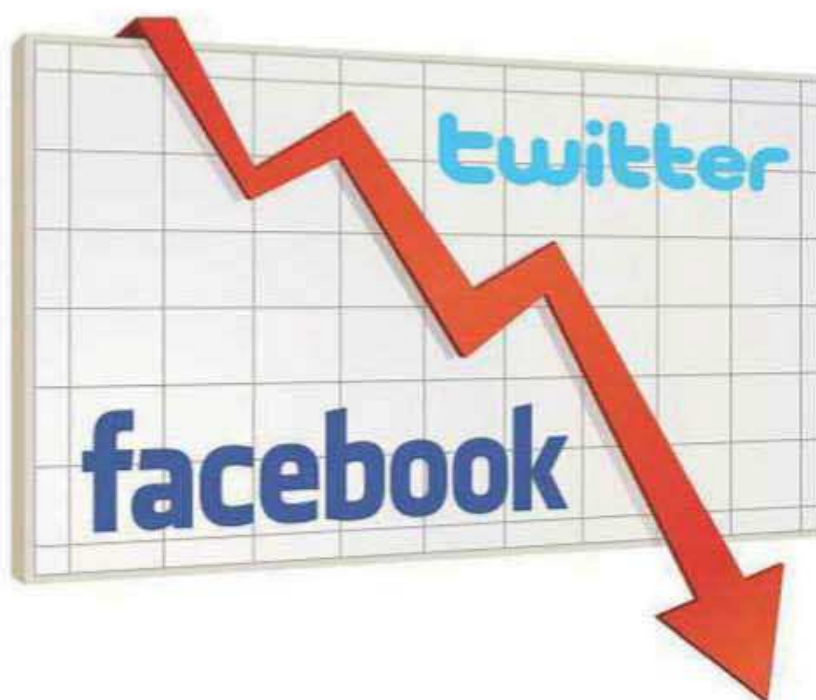
What happened?

These are dark days for social media, with Facebook and Twitter both hit by significant stock-price falls after revealing a decline in user numbers amid political controversies.

In one day, Facebook fell from a stock-market valuation of £481bn to £389bn, one of the biggest losses ever by any single company in a day, personally costing founder Mark Zuckerberg more than £11bn in paper value. The stock-price nose-dive was sparked by Facebook releasing its latest results, which included its first fall in user numbers. In Europe, three million people departed the social network, cutting the number of users to 279 million. In North America, the number of users stayed flat. Overall, Facebook has more than two billion users.

What's behind the stagnation in user signups? Facebook pinned the damage on GDPR, the new privacy rules implemented in Europe during the past quarter. However, the fall in numbers also follows the Cambridge Analytica data-breach scandal, which saw data from 87 million people unwittingly used in targeted political campaigns.

Facebook has been at the centre of a Brexit propaganda scandal, with the official Vote Leave campaign fined for overspending by the Electoral Commission. The campaign funded ads on the social network designed to convince specific groups of users to vote to leave the European Union, including some that ran immediately after the murder of MP Jo Cox, despite all the



referendum campaigns agreeing to a three-day hold on political marketing.

However, it's not only Facebook that's facing challenges. Twitter's stock price slid by a fifth after it released its own latest user numbers, which fell by over a million to 335 million. Over the past three months, Twitter has deleted as many as 70 million fake accounts and others that were reported for causing offense. Twitter said to expect more deletions of dodgy accounts, which will lead to a further drop in user numbers.

How will it affect you?

Facebook and Twitter haven't done enough to keep their platforms from being abused, and that has evidently hurt both companies. If you're tired of social media, it's easier to walk away than you may think, though it will take a few steps.

You can join the millions in Europe who have ditched Facebook by downloading your photos, messages and other digital memories and deleting your account. In your desktop browser, head to Settings and click Your Facebook Information; from there, you can view what data Facebook holds about you, download a copy of it and permanently delete your account. If you're not ready to fully leave the service, you can temporarily deactivate it by heading to Settings, then Manage

Account. Deactivating will disable your profile page, removing your name and photo from the site. You can re-enable your account if you find you miss it.

Coincidentally, the Royal Public Health Society has launched a campaign called Scroll Free September (bit.ly/scroll455), which is encouraging users of Facebook, Twitter and other social networks to ignore their feeds for an

entire month, to improve their sleep, relationships and wellbeing.

What do we think?

Is this the end of social media? Probably not – but we shouldn't assume that Facebook and Twitter will be around forever. Social media may feel too big to fail, but the examples of Myspace and Bebo offer reminders that web users will happily spend years on a social network only to drop it when something better comes along.

Those sites didn't have the size and power of Facebook and Twitter, of course, though it's amusing to imagine President Trump sending out his morning rants via Myspace. Both Facebook and Twitter have immense political power and are unlikely to disappear anytime soon, but they may have to clean up their act to avoid further losses in user numbers.

Both social networks plead that they don't know how to solve the problems of fake news, political bots and abuse that have become increasingly common, and such challenges aren't simple. But they'd better hop to it and start working harder on a solution, because it looks like users are starting to lose patience – and as Myspace and other websites that have fallen out of favour with web users are aware, no-one is too big to fail online.



The Royal Public Health Society is asking social-media users to take a month off

What we think of this fortnight's top tech news stories and rumours, and how they affect you

Windows updates to stop interrupting you

What happened?

One of the frustrations of running Windows is the endless updates you have to download and install – they seem to pop up and require a reboot at the most inopportune moment. Microsoft is hoping to “alleviate this pain” using machine learning, and has been developing a ‘predictive model’ that detects if you’re actively using a computer or other device before rebooting your system.

It’s easy for Windows to see if you’re actively typing, but Microsoft’s new method tries to understand if you’ve stepped away from your computer for a moment, such as to grab a cup of tea. If it thinks you’re coming back to work, it’ll put off updating and restarting your PC until later.

How will it affect you?

The system has been tested internally at Microsoft, with the company saying it’s seen “promising results”. Next, it’ll be rolled out to testers signed up to the Windows Insiders programme, where new features are trialled by expert users to get their

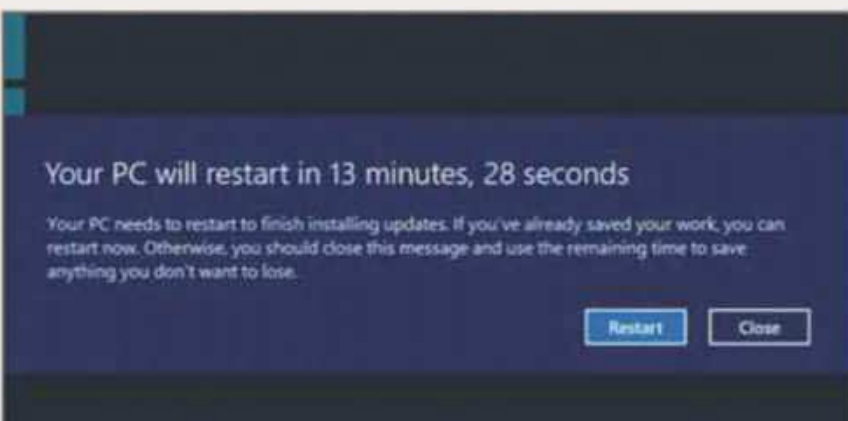
feedback. If it’s successful, expect the idea to arrive on everyone else’s Windows devices soon.

In the meantime, you should keep installing updates when Microsoft pushes them out and use the ‘snooze’ option if it’s not convenient to reboot your PC at the present time. It’s certainly frustrating to lose work because Windows forced an update through, but those security patches and bug fixes help keep everyone safer.

What do we think?

It’s about time that Microsoft found a solution to this long-standing problem. Being interrupted by one too many restarts is surely the reason that so many users turn off automatic updates, which leaves them running out-of-date software that potentially helps malware spread to everyone else.

Checking to see if a PC is in use before restarting is a simple and effective way to cut down on such complaints. It’s a clever and welcome idea, but it’s also remarkable that this solution hasn’t been rolled out sooner.



Gmail's new privacy tools deemed unsafe

What happened?

The recent Gmail update introduced a ‘Confidential mode’ that Google said would help users protect sensitive information, for example

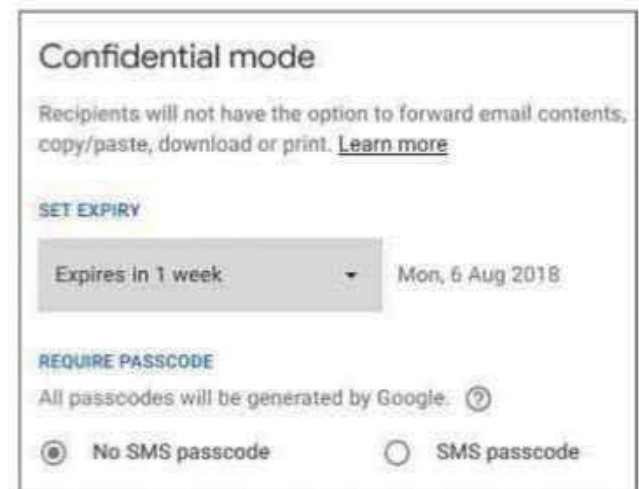
by limiting the ability to forward messages, setting emails to self-destruct after a specific time and requiring a passcode sent by SMS to open them. But those features aren’t as secure as they sound, according to the privacy experts at the Electronic Frontier Foundation (EFF).

The EFF criticised the protections, noting that not only can Google see all your messages because they’re not fully encrypted end-to-end, but that the Information Rights Management (IRM) system at the core of the ‘do not forward’ option and related settings are inherently flawed.

How will it affect you?

There are plenty of ways to get around such privacy features. For example, the do-not-forward setting and auto-deleting functions can be easily circumvented by the receiver taking a screenshot of the message you send. EFF suggests that gives people a false sense of security.

Furthermore, the expiry mode only removes the message from the



receiver’s inbox – not from the sender’s Sent folder, so although both parties may assume the email is gone, there’s still a copy in existence.

Even worse, the two-factor authentication via SMS requires sharing the phone numbers of your contacts with Google, which is hardly a boon for confidentiality.

What do we think?

It’s good to see Google offering privacy tools to make it easier for us to manage our messages and our data, but it needs to be fully honest about the limits of such options. The problem isn’t that such features are imperfect, but that users might not consider the weak points, such as screen-capturing.

If Google truly wants to help users with privacy, it needs to be clearer about how new tools work, to prevent people from being caught out, thinking that a message is confidential when it isn’t.

We’ll be explaining how to keep your emails truly private in the next issue of *Web User*.

Web giants make it easier to move your data

What happened?

Google, Microsoft, Facebook and Twitter have pledged support for an open-source tool that 'unlocks' your data, making it easier to move information from one service to another.

The Data Transfer Project, which complies with the GDPR's data portability and privacy-first directives, aims to give us more control over our personal information. Driving a much-needed wedge between our personal information and the company that holds it, the tool transforms data created and stored by one service into data understood by other services. This means you can access new services without having to download and re-upload data or re-enter details with every new account. All data transfers will benefit from end-to-end encryption.

The project also operates a 'perfect forward secrecy' protocol, generating a unique key for every transfer request. Expect additional security, too, with Google stating that the project lets companies 'support any authorization mechanism they choose.'

But there's a catch: despite promising security features, Apple has yet to sign up. This is no surprise for a company that's renowned for trapping users inside its Edenic ecosystem, and whose adverts emphasise making the switch to iOS, while pushing a strong privacy-first



message – a far cry from Google's *laissez-faire* approach. However useful the tool may be, without Apple and its millions of users, the Data Transfer Project will struggle to gain traction.

How will it affect you?

Right now, your data is probably spread across multiple platforms – files on Google Docs, photos on Facebook and Twitter, and so on. The Data Transfer Project could, say, turn your favourite Spotify playlist into one that you can export to play on rival music platforms.

At the moment, it's simple to sign up for new services or devices on one platform, but transferring data to another usually means starting afresh.

If the Data Transfer Project takes off, switching online services should become as easy as signing into your email account.

What do we think?

With web companies' treatment of our data continuing to dominate the news, we welcome extra levels of control over our personal information, but we don't believe they've suddenly developed a conscience after months of negative headlines. The project's partners will hope easier access to services swells their user-bases. Meanwhile, constantly evolving data moved from one service to the next has the lucrative side-effect of being ideal for advertising purposes.



FIRST LOOK

Land Rover Explore landroverexplore.co.uk

As thousands of shattered iPhone screens attest, modern mobile phones aren't very durable. Land Rover aims to reverse the trend with its outdoorsy Explore smartphone. And with a £600 price tag, it's comparatively cheaper than rugged rivals such as the £700 Moto Z2 Force and £800 CAT S61.

As you'd expect from the high-end car manufacturer, the Explore is stunningly designed and shows off its heritage with a Land Rover Discovery-inspired grille and a rear-facing camera that cleverly apes the iconic headlights of the Land Rover Defender. This stocky smartphone, with its easy curves, slips effortlessly into the pocket, although attaching the Adventure Pack, which features

an additional booster and GPS antennae, adds significant weight.

Rugged phones such as the Explore prioritise durability over performance so, despite impressive armour, this Android Oreo smartphone is fuelled by a mediocre Mediatek Helio X27 processor. Still, you get 4GB of RAM, 16- and 8-megapixel cameras, 64GB storage and a protected 5in Gorilla Glass 5 full-HD screen.

Basic web browsing and map use is just fine, but don't expect smooth running on the latest games or highly intensive apps. The battery life, too, is less than stellar, unable to compete with even a

standard mid-range smartphone. Which isn't exactly ideal if disaster strikes while you're deep in the wilderness.

The Land Rover Explore is tough, reliable and knows how to take a hit, but you may want to think twice

before stashing it into your rucksack when hiking, biking, camping or exploring. The disappointing performance undeniably mars an otherwise excellent device, which is a peculiar anomaly for a brand associated with off-road adventure.





WHAT'S THE RUMOUR

Is Google ditching Android for Fuchsia?

Android is synonymous with Google – but sources suggest the company is preparing to ditch the popular mobile platform. Founded in 2003 and bought by Google two years later, Android has cruised to the smartphone top-spot, building a loyal fan base along the way. However, sources have revealed to Bloomberg that Google is stepping up plans to tear out the jewel in its crown and replace it with Fuchsia – an operating system that goes way beyond Google's candy-coded upgrades.

Built on the four pillars of uniformity, AI, voice control and security, Fuchsia unifies a landscape fragmented across Android and Chrome OS. Google Home will debut Fuchsia in three years, while smartphones based on the OS arrive in 2023. The rumoured plan eventually sees Fuchsia powering everything from laptops to Internet-of-Things devices.

There's just one problem: it's not actually happening. At least, not formally. While Sundar Pichai, Google CEO, and Android vice president Hiroshi Lockheimer are publicly supportive, the company "views these open-source experiments as an investment in innovation".

Rumours are that the project has been held back after a conflict between Fuchsia's privacy-focused developers and Google's advertising team (the admen won that battle, sources



whisper). And Fuchsia may also be hamstrung by Android's success. Google is now tasked with migrating millions of users, app developers and hardware manufacturers to a new ecosystem. And, if Fuchsia is real, it has just five years to do it.

LIKELIHOOD RATING



It's fair to say Google will, at some point, adopt a single operating system to make things easier for users and exert more control than Android allows. We've already seen Microsoft attempt cross-platform unity with Windows 10, but we're not convinced by the tight time-limit: a self-imposed five-year transition phase to woo three-quarters of smartphone users and thousands of developers to Fuchsia? Expect delays.

WEBOMETER

WE LIKE...

Restart live BBC shows on your TV

BBC iPlayer has long offered the option to restart programmes you missed the start of, and now you can do the same on your smart TV, with a green button that lets you restart shows on BBC One, Two and Four.



Google bans cryptomining Android apps

Google has updated its Play store policies to make it safer for Android users, by introducing new guidelines blocking cryptocurrency-mining tools and apps aimed at children that contain inappropriate content.



WE DON'T LIKE...

YouTube loads more slowly in Firefox

Google may be intentionally making YouTube slower on browsers that aren't Chrome, according to a Mozilla employee, who claims the video-streaming site runs up to five times slower in Firefox and Edge.



Amazon's flawed facial recognition

Amazon's face-recognition technology has falsely equated 28 members of the US Congress with convicted criminals, a study has found. The controversial technology was both inaccurate and racially skewed.



What's new on Kickstarter

Our favourite new project on the crowdfunding site

Jet Cable

bit.ly/jet455 | From £17

The armoured Jet Cable might not be bulletproof, but strip away its outer jacket and you'll discover the same braided Aramid material found in Kevlar vests. The tough, quick-charging phone cable is resistant to day-to-day batterings and powers all USB-C, micro-USB and iOS devices. Also included is a magnetic connector that snaps into place, so accidentally kicking the wire breaks the connection rather than your phone. Pledges start at £17 for one cable and your connector of choice – but the potential to never again have to buy a replacement cable is priceless.





Stay Safe Online

News about the latest threats and advice from security experts

SECURITY ALERT! | What's been bothering us this fortnight

Facial-recognition cameras 'breach human rights'

Big Brother Watch (BBW) has issued legal proceedings against the Home Office and the Metropolitan Police over the use of "Orwellian" facial-recognition software.

The civil liberties group has asked the High Court to grant its request for a judicial review of the Met police's use of the technology.

Baroness Jenny Jones has joined the challenge to bring the legal claim against the Home Secretary, Sajid Javid, and the Met Police commissioner Cressida Dick. "The police's refusal to stop using automated facial-recognition cameras leaves me with no choice but to bring this human rights challenge," she said. "This new form of surveillance lacks a legal basis,



tramples over civil liberties and hasn't been properly debated in Parliament."

The Met Police's use of facial recognition has been the source of heavy criticism after figures revealed the inaccuracy of the technology, which has

a failure rate of 98% according to data gathered by BBW. The Met even admitted that as a result of using facial recognition, it had stored 102 innocent people's biometrics data for 30 days and that the software had led to zero arrests.

bit.ly/facial455

Government leaks confidential information via Trello

Details about the inner workings of the UK government have been accidentally leaked online, thanks to unsecure use of a web-based project-management tool. Hundreds of confidential documents from the Cabinet Office and Home Office

were reportedly available via a Google search, including details of anti-terrorism tools and instructions for how to obtain entry passes for government buildings.

The alarming news was revealed by a *Sunday Telegraph* investigation, which found that the information – which may have been available for up to four years – was leaked via poor configuration and use of Trello. This cloud-based project-management tool is commonly used to manage the workflow of individual teams within



an organisation, using a system of 'boards' which by default are set to 'private'. However, the *Sunday Telegraph's*

investigation found that at least 10 government Trello boards were set as publicly accessible, which allowed their content to appear in Google searches.

bit.ly/trello455

Security Helpdesk | Your questions answered by security specialists

THIS ISSUE'S EXPERT:
David Emm, Principal Security Researcher at Kaspersky Lab
(www.kaspersky.co.uk)



Q

Is it safe to use non-HTTPS websites?

Brian Rolfe, Twitter

A

The use of HTTPS on a website provides peace of mind for people browsing the web, and while there is no indication that websites without HTTPS are

necessarily under attack, it undermines confidence in the security of such websites for handling online transactions.

Without HTTPS, data is vulnerable to interception as it travels across the website – which offers cybercriminals the opportunity to gather and manipulate it. It's helpful for our web browsers to flag when HTTPS is not implemented because it's a signal that you should be cautious about using that site – specifically, when you're required to enter confidential details. However, you should still use unique, hard-to-guess passwords for all sites that require you to share sensitive information.

“

Without HTTPS, data is vulnerable to interception as it travels across a website

”

Q

Are cryptocurrencies being targeted by cybercriminals?

C Mackleworth, via email

A

The rising value of cryptocurrencies such as Bitcoin, and their purely virtual existence, makes them a very attractive target for cybercriminals, who use various methods to get their hands on them, such as stealing from individual users, hacking payment gateways or

compromising financial-exchange services.

We are seeing an alarming acceleration in cryptocurrency theft, which is becoming an increasingly lucrative business. Losses are reaching more than a billion pounds, which shows the true extent of this crime. There have been several devastating hacks on cryptocurrency exchanges in the past, and reports suggest there are many more to come.





Ultra Wide-Color

with 4K in an immersive design

Colours like you've never seen before. This brilliant 4K UHD resolution display with Ultra Wide-Color offers the richest and most vivid colours wrapped in an immersive curved design for a your best creations yet.

innovation ✨ you



UltraWideColor



CurvedDisplay



4K UltraClear 4K Ultra HD

40" 4K curved display
(BDM4037U)

MISCO
a Systemax Business

ebuyer.com

amazon.co.uk

BT Business Direct

PHILIPS

★ Best New Websites

Site of the Fortnight

NEWS

RELAUNCH

BuzzFeed News

www.buzzfeednews.com

BuzzFeed has a reputation for informal, clickbaity lists, but there's a serious side to its output, too. Worried that such "proper journalism" was becoming lost, it has created a potentially revolutionary standalone news website. It certainly has its quirks: in place of traditional headings such as sport or tech, it displays trending topics on every page. It's not entirely serious, either: you'll still see entertainment news and frivolous features. But hard-hitting content, long essays and investigations prevail and it feels easier to navigate than the standard BuzzFeed. Dropping the LOLs and WTFs makes it feel more grown-up, too.

Our rating



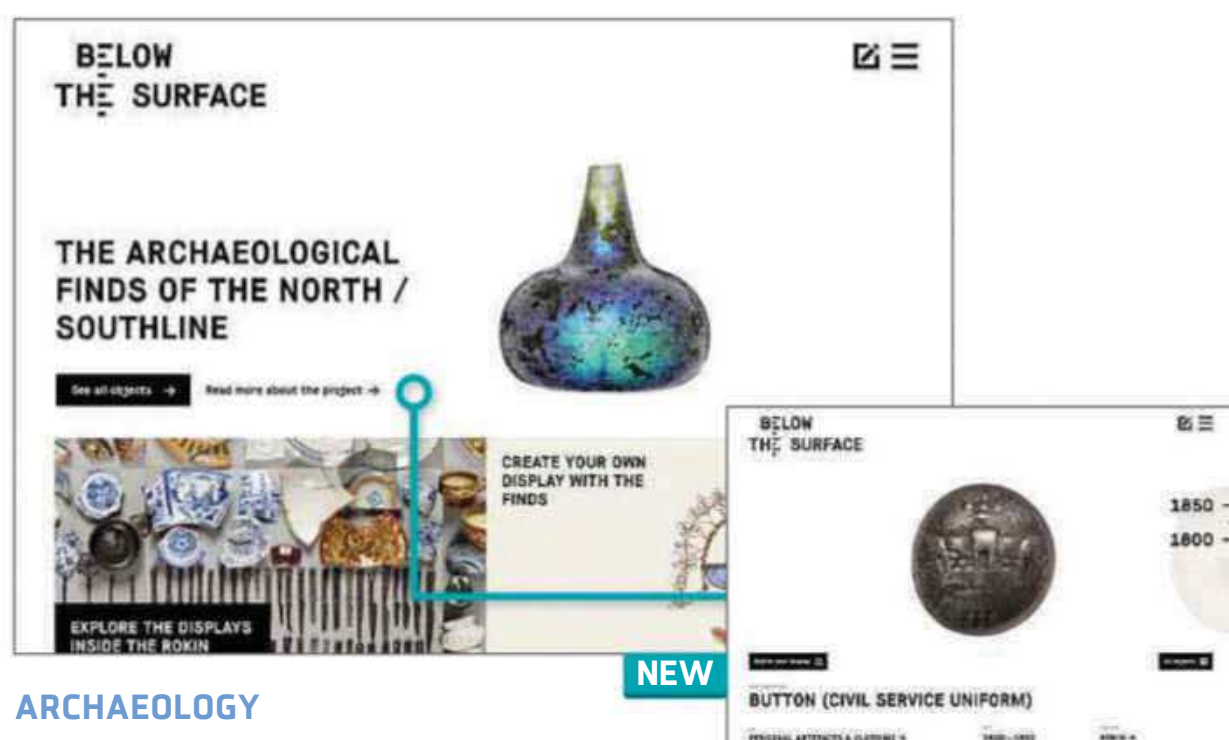
HEADLINES

The title-case headlines – where every word starts with a capital – look a bit clickbaity



TRENDING

Categories are curated by the BuzzFeed News editors and are generally serious



ARCHAEOLOGY

Below the Surface

belowthesurface.amsterdam/en

During the construction of a new metro line beneath the Amstel riverbed in the centre of Amsterdam, archaeologists were given the opportunity to dig deep. In doing so, they uncovered some 700,000 objects, many of which can be viewed on this smart website. As well as taking a guided tour of the exhibits, you can browse offbeat categories and cycle through a timeline to view items individually. You can also save those you like and use a remix tool to produce your own displays – a neat touch made all the better by its ease of use. Once you've done that, you can watch a documentary and read about the project. It's a fascinating treasure trove.

Our rating



RELAUNCH

COMPUTERS

World of Sam

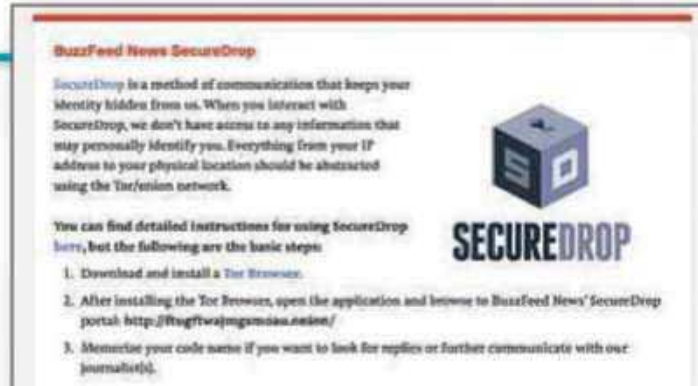
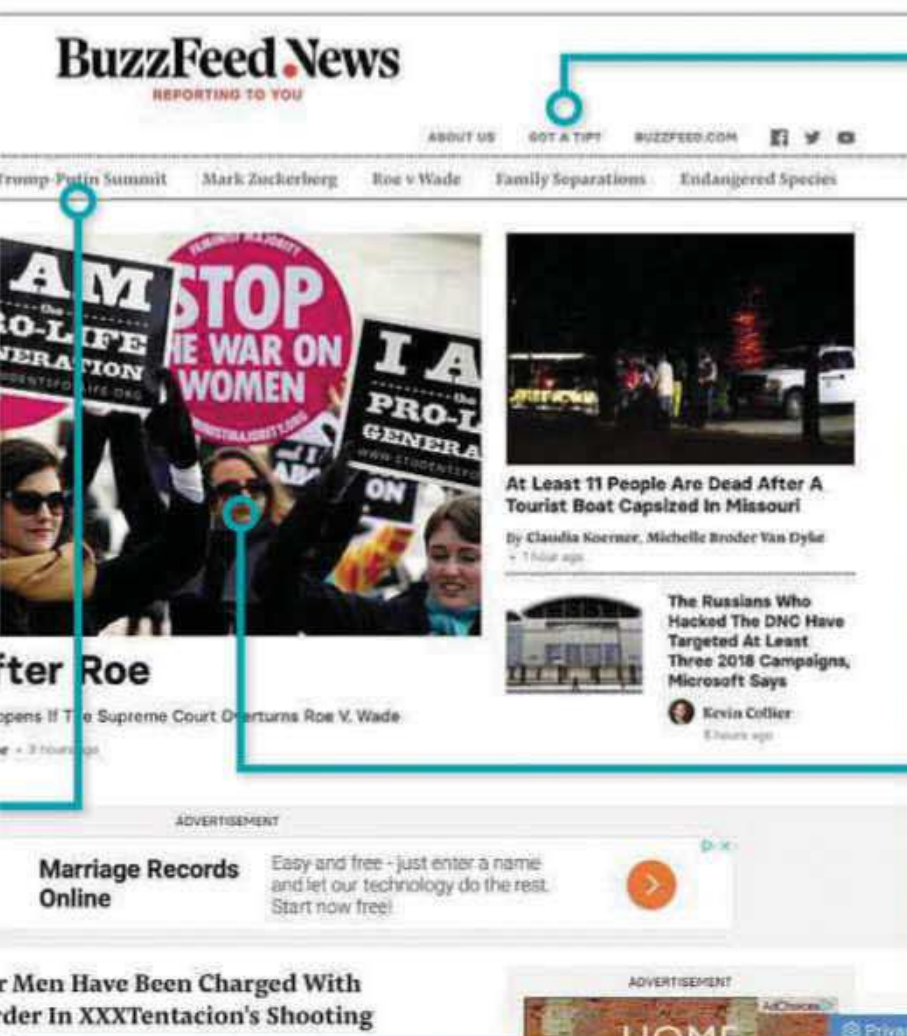
www.worldofsam.org

Many readers will remember the ZX Spectrum, the iconic 8-bit computer created by Sir Clive Sinclair in the 1980s. But you may be less familiar with its effective successor, the Sam Coupé, which is the focus of this revamped 'wiki' site packed with downloads, screenshots, photos of packaging, descriptions, trivia, reviews and user manuals. It's slightly let down by the old-fashioned design and a lack of uniformity within the entries, and the overview of the computer itself is oddly buried within the A to Z products. Primarily a site for enthusiasts but it's good to see a friendly community forum.

Our rating



We review this fortnight's best new and relaunched websites and rate them for content, design and features



TIPPING OFF

The site promises to handle tip-offs securely and keep your identity hidden

IMAGES

As well as featuring images in articles, the site uses videos and appropriate GIFs



GAMES

Antstream

www.antstream.com

Created by industry veterans, Antstream aims to become the Netflix of retro games when it launches later this year and, judging by the titles already namechecked on this easily navigable website, we could be in for a treat. It will let you stream old games to your Android or Windows devices, and play against other people. Most queries are answered by its comprehensive FAQ and you can register your interest by joining the mailing list. You can also keep up to date via the news section and delve into the history of games. The wonderful look back at Dizzy certainly gets our approval.

Our rating



ART

Simon Palmer Artist

www.simonpalmerartist.co.uk

Simon Palmer is a talented watercolour artist from North Yorkshire whose work has mainly been sold through top London galleries. Now, for the first time, he has launched a selection of 15 limited-edition signed works to buy online, one of which raises money for the Marie Collins Foundation. Viewing the art is simple but although each piece lists the size, year of creation and price, we'd love to have learned more about his inspiration for each one. Seeing the word "Woohoo!" appear when adding items to the cart is a bit jarring, though, and the checkout process is rather cumbersome.

Our rating



PROPERTY

The Advisory

bit.ly/advisory455

As well as dishing out property-selling advice, The Advisory has added a new section to its website that lets you instantly check if a particular area is better for buyers or sellers. Enter a postcode and view a range of clear infographics that tell you how favourable or unfavourable an area is, whether it's on the rise and how it compares to nearby locations. Sellers should watch for orange and red zones, which indicate a high demand for houses; whereas buyers will want to see blue, showing a potential for bargains. Quite what effect it'll have on the market remains to be seen.

Our rating



BACK ISSUES DISC 2017



2017 Back Issues Disc

Our **2017 Back Issues Disc** containing all 26 issues from last year is now on sale from Amazon

For more information, visit bit.ly/wudisc17 or search for 'webuser disc' on Amazon

You can still buy our **2016 Back Issues Disc** from bit.ly/wudisc16




RELAUNCH

ENVIRONMENT

Overseas Territories Conservation UK

www.ukotcf.org.uk

This charity's refreshed website seeks to spread its message to conserve threatened plant and animal species, and natural ecosystems. There's lots to read, and each drop-down menu links to further sections explaining what the charity is, what it does and where it operates. The highlight is a range of fascinating guides to the territories it serves, including Montserrat and St Helena. But much of the rest, including the news, can feel rather dry. For those interested, however, it's a great resource and it'll be worth checking back for the promised Creative-Commons images.

Our rating


NEW

LEGAL

Delivery Law UK

www.deliverylaw.uk

The rise of online ordering has brought an increase in the number of complaints about delivery, and a big bugbear is cost. Misleading claims over delivery charges were banned by the Advertising Standards Authority in April and this site explains the ins and outs of what you should expect. While we'd like to see more work on the presentation (which relies too heavily on embedded links) and navigation, there's no faulting the comprehensive information, which uses examples to explain what you can do and how you can complain. The self-help tools are particularly helpful in working out whether you're entitled to compensation.

Our rating


RELAUNCH

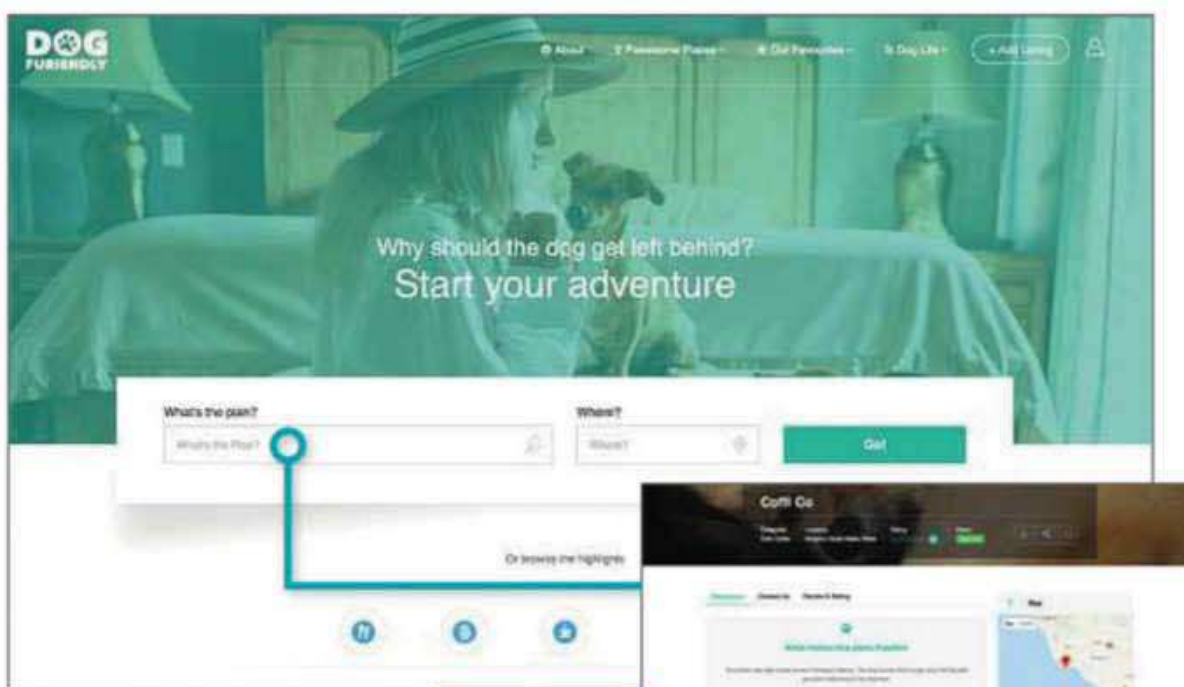
CRIME

Fabulous Finn

www.fabulousfinn.com

In 2016, PC Dave Wardell and his police dog Finn were attacked while chasing a robbery suspect, leaving the canine fighting for his life. Since then, Wardell has fought to make attacking police dogs a specific crime and, with Finn's Law making it through Parliament on 6 July, this relaunched website seeks to better highlight the story. There are numerous photos of the pair and a promising news section that seeks to share stories about Finn and report attacks carried out on other dogs. The site also lets you buy a book about the incident and subsequent battle, signed by Wardell and paw-printed by Finn.

Our rating


RELAUNCH

PETS

Dog Furiendly

dogfuriendly.com

Far be it from us to get barking mad about banishing puns to the doghouse, but we'd like to collar whoever came up with the cringeworthy name for this website (and for that matter, the category Pawesome Places). Aside from such minor grizzles, it's hard not to fall in love with a resource that lets you find dog-friendly pubs, cafes, shops, restaurants, events and visitor attractions. Now available in Scotland (joining a select few areas across the UK), you simply input a venue and location, use the extensive filters, read the description and reviews, and leave a rating. Alongside maps and links, icons are used to display key information and there are handy hygiene ratings, too.

Our rating


RELAUNCH

FOOTBALL

Historic Football Shirts

historicfootballshirts.co.uk

Replica football kits cost a bomb (an "authentic" adults' Man United kit was recently revealed to be £182.85), but vintage shirts are less pricey and you can peruse a huge selection from all over the world on this revamped site. Click Shirts for a list of leagues, then select a club and go back through the years to make your choice. Oddly, many thumbnails only show the shirts from the back and there's no filter to narrow results by year (only by price). The item pages have a stronger line-up of images but the descriptions need tidying up.

Our rating





Build a Better Site

Specialist tips, top tools and practical help

Top Tips of the Fortnight

Simpler image compression

It pays to keep your website's images as small as possible, so most people use image-editing software to balance the reduction in quality with the benefits of a smaller file. Alternatively, for a quicker fix, try dragging and dropping your pictures into the latest version of FileOptimizer (bit.ly/filo455), a portable program that strips out superfluous information to create a new, smaller file with no loss of quality.

Make code easier to read

Google has added a new option to Chrome's Developer Tools called Pretty Print. This makes code much clearer and easier to read when you're peeking at the HTML code behind the websites you visit.

To see it in action, open



Chrome's menu, choose 'More tools' then 'Developer tools'. Click the Sources tab and find the file you want to look at – if it's a site's homepage, it's probably called Index. Click it to open it in the window, then click the two curly brackets '{ }' at the bottom. This will rearrange the code and indent it, making it much easier to read.

Deal of the Fortnight

123 Reg (www.123-reg.co.uk) is offering the first year of a '.co.uk' domain name for free if you commit to two years. Subsequent years cost £11.99 per year.

Web-building Helpdesk

Q I registered some domains, a few of which don't yet have a website attached. Can I move them to another host? How do I do this?
tinytim, Web User Forum

A A host is just a service provider who registers your domain with a registrar on your behalf. Nominet (www.nominet.uk) is the registrar for '.uk' domains. You need a code to authorise transferring a domain to a different provider, but it's easy to get this. For example, with 1&1, log into your control panel at my.1and1.co.uk, click Domains and click the cog icon next to the domain you want to move. Choose Renewal & Transfer, then Show Authorisation Code. Give this to your new provider to authorise the transfer. If you have any trouble, call and speak to your provider – they do this stuff all the time.

Andy Shaw,
Technical & Reviews Editor, Web User

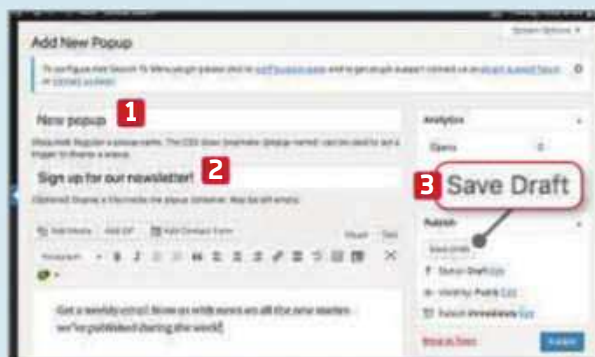


MINI WORKSHOP | Add pop-ups to your WordPress website Popup Maker: bit.ly/pum455 | 10 mins | WordPress website

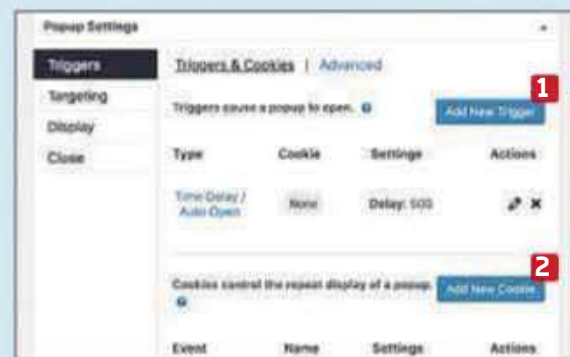
Pop-up windows aren't popular with users but used sparingly, they are an effective way to get an important message across. Use this plugin on your WordPress website when you need to grab some attention



1 Install and activate Popup Maker, either by uploading it to your website or via the Dashboard. Note that it's the one by WP Popup Maker we're using here. Click Popup Maker in your menu, **1** then click the Add Popup button. **2**



2 Create the popup as you would a blog post, except that the top heading **1** is the equivalent of a file name, whereas the second heading **2** is the one that will actually appear in the popup. Click Save Draft **3** to save your work without publishing it.



3 Scroll down to Popup Settings and choose Add New Trigger. **1** The simple option is to choose Time Delay, which opens the popup automatically after a set period. Click Add New Cookie **2** to ensure visitors don't see it too often. Click Publish or Update when you've finished, to add the pop-up to your site.





Build your dream PC

Select your components from our vast range
in the brand new Chillblast "Build a Custom PC" configurator!

- Covered by Chillblast multi award-winning 5 year warranty
- The UK's largest selection of cases and components
 - Overclocking service available
- A vast array of lighting, RGB and tempered glass options
 - Finance available, subject to status*

www.chillblast.com




Chillblast is a trading name of Decision Logic Ltd, registered in England and Wales with company number 07450324, registered office: Unit 28 Upton Industrial Estate, Factory Road, Poole, BH16 5SL

* Decision Logic Ltd (T/A) Chillblast acts as a broker and offers credit from Hitachi and V12. Hitachi is a trading name of Hitachi Capital (UK) PLC, Hitachi Capital House, Thorpe Road, Staines-upon-Thames, Surrey, TW18 3HP, authorised and regulated by the Financial Conduct Authority - registration number 704348. V12 is a trading name of V12 Retail Finance Limited, 20 Neptune Court, Vanguard Way, Cardiff, CF24 5PJ, authorised and regulated by the Financial Conduct Authority - registration number 679653. Credit provided subject to age and status



What To Watch Online

Pick of the fortnight

NETFLIX

Watch Matt Groening's fantasy cartoon *Disenchantment*

From 17 Aug

The Simpsons creator Matt Groening is back again to shoot sharp social commentary from the top-lip-heavy mouths of lovable animated characters. And this time, they're medieval.

Disenchantment is set in Dreamland, a fantasy world of castles, elves and mead-drinking royals. Stars of the show are boozy Princess Bean, voiced by Comedy Central regular Abbi Jackson, and her sidekick Elfo, a kind of Bart Simpson/Gollum crossover. The first trailer (bit.ly/disenchant455) promises belly laughs, wry asides and affectionate references for fantasy fans, such as a horror-show royal wedding in *The Princess Bride* style. There's also an Easter egg of sorts for UK comedy fans in the shape of Noel Fielding (*The Mighty Boosh*, *Great British Bake Off*) and Matt Berry (*The IT Crowd*, *Toast of London*), who join Groening veterans such as John DiMaggio (Bender from *Futurama*).

Disenchantment marks Groening's defection to Netflix from Fox, which recently removed *Futurama* from the streaming service and declared Netflix will "never" get its hands on *The Simpsons*. Netflix can do what it likes with *Disenchantment* though, so it's split Season 1 in two and rolls out the first 10 episodes on 17 August.



See Russell Brand annoy The Rock in *Ballers*

From 16 August

This time it's Russell Brand's turn to make UK viewers say "Oh, it's that bloke" as he joins the cast of American football (rugby in helmets) comedy-drama *Ballers* for its fourth season.

Brand's role is broadly to antagonise *Ballers*' big star Dwayne "The Rock"



Johnson, aka NFL superstar-turned-business guru Spencer Strasmore. Old Russ ostensibly plays the owner of a surfing cable-TV channel but admits he's pretty much playing himself, as the official HD trailer shows (bit.ly/ballers455).

If you've not seen *Ballers*, imagine *Entourage* with balls (indeed, both shows are exec-produced by Mark

Wahlberg): smooth dudes, fast cars and just enough wit and grit to keep it interesting.

New episodes of *Ballers* air weekly at 10pm on Thursdays on Sky Atlantic, which you can watch online with a Now TV Entertainment Pass (£7.99 per month after a free 14-day trial, bit.ly/nowsky455).



Budget for the new Premier League season

From 10 August

Football's coming home after all - to the club down the road, starting with Old Trafford, where Manchester Utd faces Gary Lineker's old team Leicester at 8pm on Friday 10 August. That match, like most across the new Premier League season, airs on Sky Sports. However BT Sport has seized the rights to some games, including two this fortnight (Wolves v Everton on the 11th and Chelsea v Arsenal on the 18th). You can see which channels have which matches at bit.ly/footytv455.

Sky Sports and BT Sport are both available online, but neither option is cheap, so the TV-rights split effectively

doubles your bill. You can watch Sky Sports on Now TV but it costs much more than other Sky channels (£40 for a Month Pass or £8 for a Day Pass, bit.ly/nowsport455). BT Sport's streaming service, 'BT Sport Online & On the Go', is £9 per month on top of a BT TV subscription (bit.ly/btsport455). EE customers can use the BT Sport app free for three months.



Watch emergency services drama *9-1-1*

From 15 August

Follow a team of paramedics and firefighters on the first-response frontline in the latest drama from the crown princes of US telly, Ryan Murphy and Brad Falchuk. It looks every bit as compelling as their other award-scooping shows (*The People v OJ Simpson*, *American Horror Story*, *Feud* and *Glee*) and the cast is pretty impressive, too. Angela Bassett (who played Tina Turner in *What's Love Got*

We reveal what's new on Netflix, BBC iPlayer, Amazon Prime Video and other streaming services



To Do With It?) and Peter Krause (Nate Fisher from *Six Feet Under*) lead Season 1, and Jennifer Love Hewitt joins in Season 2 (no UK air date yet).

The official trailer (bit.ly/911-455) made us laugh, gasp and wish we could watch all 10 episodes immediately, but as it's being aired week by week on Sky Atlantic, we'll just have to wait. Watch online with a Now TV Entertainment Pass (£7.99 per month after a free 14-day trial, bit.ly/nowsky455).

Revisit classic and controversial BBC dramas

Available now

The Beeb has added an array of classic dramas to iPlayer to stream for free.



'Four million' Virgin customers lose UKTV

Virgin Media customers have suddenly lost access to *Red Dwarf*, *Taskmaster* and other popular comedy shows after Dave and nine other UKTV channels were dropped by Virgin Media.

The ditched channels, which also include Gold, Yesterday and Really, were removed from Virgin Media cable boxes after Virgin demanded what UKTV called a multimillion pound cut in fees. Virgin blamed UKTV, accusing it of seeking "inflated sums".

But all is not lost. You don't have to switch to Sky to #SaveDave, as many Twitter users have suggested. Dave and UKTV's other Freeview channels are free to watch online – live streaming and on demand – at bit.ly/uktv455. You have to sign up, but the process is quick and free.




These include every episode of *Pride and Prejudice* (1995), featuring Colin Firth in a wet shirt; the original *House of Cards* (1990); and the BBC's adaptation of *North and South* (2004). Going back further in time, you can watch groundbreaking sci-fi serial *Quatermass and the Pit* (1958), Mike Leigh's hilarious *Nuts in May* (1976) and the long-banned nuclear shocker *The War Game* (1965).

Welcome back *Fear the Walking Dead*

From 12 August

The sister show to AMC's *The Walking Dead* is now a serious hit in its own right. Its fourth season, which sees Lennie James (*Line of Duty*) return as widowed dad Morgan Jones, began airing in spring then disappeared after a tear-jerking mid-season finale,



and now returns to complete its run. You can catch the trailer for the new episodes at bit.ly/fear455.

Unlike *The Walking Dead*, which you can watch online on Now TV, *Fear the Walking Dead*'s channel AMC UK is exclusive to BT TV. You can watch online via the BT Player (tv.bt.com), but only with a BT TV subscription.

However, you'll soon be able to watch the first season of the show on E4 – and therefore All 4 – though the date has yet to be confirmed.

In case you missed it...

Run out of documentaries to watch on Netflix? Then it's back to the BBC iPlayer for the new BBC Four Collection, Louis Theroux's Favourite Documentaries



(bit.ly/louis455). This archive treat comprises seven classics hand-picked by Louis, including 2006 Storyville film *Philip and*

His Seven Wives and 1975 Inside Story episode *Mini*, about an 11-year-old who twice tried to burn down his house. Also *Docs That*

Made Me (bit.ly/intro455), Louis' introduction to the collection.

Over on ITV Player, you can watch *The Bletchley Circle: San Francisco* – a new spin-off that sees codebreakers Millie and Jean helping to solve a copycat murder in 1950s California. New episodes arrive every Wednesday.

The original *Bletchley Circle* series is also online at bit.ly/bletchley455.



Group Test

We test and compare the latest products

Best photo-management and editing software

If you're serious about your photos, you need serious tools to manage and edit them. We compared six of the best

There are two types of photographer: those who are happy to snap away on their phones and store their shots in a photos app; and those who are willing to invest time and money in the camera and software they need to get the best results. If you're in the second camp, it's

worth considering combined image-editing and management software, to bring out the best in your photos and manage your collection, so you can find and access the shots you need.

In this Group Test, we've tested the best paid-for photo-managing and editing software to discover where your

money is best spent. When shopping for this kind of software, there are broadly two options: pay for the professional industry standard – an Adobe subscription – or seek out a cheaper rival that you can buy and own for as long as you need it. Here, we've reviewed both.

DxO PhotoLab

£99 (Essential Edition), £159 (Elite Edition)

Buy from DxO: bit.ly/dxo455

FEATURES ★★★★★ PERFORMANCE ★★★★★
EASE OF USE ★★★★★ VALUE FOR MONEY ★★★★★



PhotoLab is the new name for DxO's Optics Pro, so this software has an established pedigree. The interface is streamlined and elegant, split across two modules for managing and editing images: while the former is simple and straightforward, the editing and image quality are exceptional. DxO's Smart Lighting filter capably fixes exposure problems, and its face-recognition mode works out the best lighting in portraits. There are also manual controls and highly responsive local-adjustment tools. DxO's noise-reduction algorithm is the best in the business, but it's only available in the pricier Elite edition and can take an age to render. The lens profile library is bordering on obsessive, with virtually every conceivable combination of body and lens individually profiled – Fujifilm being a notable exception.



VERDICT

★★★★★

DxO PhotoLab is the only serious rival to Adobe when it comes to processing quality, and in some respects it's the better of the two. If you're put off by Adobe's subscription costs, this is the best alternative.

Adobe Lightroom Classic in the Creative Cloud Photography plan | £119.21 per year

Buy from Adobe: bit.ly/adob455

FEATURES ★★★★★ PERFORMANCE ★★★★★
EASE OF USE ★★★★★ VALUE FOR MONEY ★★★★★☆



Adobe's Lightroom Classic software has dominated the computers of serious photographers for over a decade. The star of the show is the Adobe Camera Raw engine – shared across Lightroom Classic, Lightroom CC and Photoshop in this package – which excels at radical colour corrections and enhancements, and has one of the best noise-reduction tools in the business. The program's editing tools are elegant and powerful, and can apply enhancements across multiple images. The strong set of features includes extensive metadata filtering, map plotting and online syncing. You can't buy Lightroom Classic on its own any more but for £119 per year, you also get Lightroom CC, Photoshop CC and 20GB of online storage, which is good value for money.



VERDICT

★★★★★

Many find Adobe's annual subscriptions hard to swallow but if you're serious about photography, this package provides a lot of professional-level software for a price that's still affordable to home users.

Adobe Lightroom CC Plan

£119.21 per year

Buy from Adobe: bit.ly/adob455

FEATURES ★★★★★☆ PERFORMANCE ★★★★★
EASE OF USE ★★★★★☆ VALUE FOR MONEY ★★★★★☆



If you're happy to go cloud-based, Adobe's latest version of Lightroom CC comes with 1TB of space and is able to process via a Windows, Mac, iOS, Android or web interface, which makes a lot of sense when you consider that photography isn't a desk-based pursuit. The AI-powered search facility does an incredible job of recognising the subject matter in photos, and image processing is at the same high standard as Lightroom Classic. Subtle colours and details can be teased out of your photos and given a radiant appearance without looking overcooked.

There are scant library-management features, though, and it's not even able to print. Such tools will probably come in time, although even as it stands now, this software is deeply impressive. The main downside is the price: it costs an annual £119 for each terabyte of storage.



VERDICT

★★★★☆

Lightroom CC is all about storing and editing your images in the cloud, which is why you get a massive 1TB of online storage. However, if you need less space, you could get this with Photoshop and Lightroom Classic for the same price.

CyberLink PhotoDirector 9 Ultra

£39.99

Buy from CyberLink: bit.ly/cybe455

FEATURES ★★★★★☆ PERFORMANCE ★★★★★
EASE OF USE ★★★★★☆ VALUE FOR MONEY ★★★★★☆

PhotoDirector is more of a consumer product than a professional photographer's program, but it's much better equipped than its £40 price might suggest. Library management is responsive and comprehensive, with automatic face recognition, mostly excellent image processing and high-quality noise reduction (though not up to Adobe and DxO standards). Its sophisticated colour correction is closely modelled on Adobe's tools, though it struggled to recover details from overexposed parts of our test images. Lens profiles cater well for Canon and Nikon cameras, but less so for mirrorless and compact cameras. The Ultra edition also includes creative editing tools such as face swapping, textures, creative lighting effects and layers. There's no standout feature here, but the wide range of solid features and low price make it a strong contender.



VERDICT

★★★★☆

This bargain software holds its own among its pricier rivals. PhotoDirector has plenty of tools that can help you get the most out of your photos, including some that you wouldn't expect to see in such an affordable package.

Corel AfterShot Pro 3

£79.99

Buy from Corel: bit.ly/afte455

FEATURES ★★★★★☆ PERFORMANCE ★★★★★
EASE OF USE ★★★★★☆ VALUE FOR MONEY ★★★★★☆

AfterShot Pro was bought by Corel in 2012, but development has stalled and the software is sliding into disrepair – only five of the 15 cameras' image files we used in this Group Test were supported.

The single-screen interface focuses on both library management and image processing, and while the image library can be sorted and filtered by a huge range of criteria, less technical users may find it unwieldy. Similarly, the editing controls allow areas for processing to be defined in a variety of ways, but it's a little too easy to start editing the wrong thing.

Automatic image processing quality is generally high, with a Perfectly Clear tick-box that does a great job of bringing out details. The Heal tool is clumsy, though, and noise reduction struggled to clean photos that were particularly disrupted.



VERDICT

★★★★☆

A lack of development has stalled AfterShot while other programs have sped past. It doesn't support the latest cameras and the interface is starting to feel clunky when compared to modern rivals.

ACDSee Photo Studio Ultimate 2018

\$149 (around £115)

Buy from ACDSee: bit.ly/acds455

FEATURES ★★★★★☆ PERFORMANCE ★★★★★
EASE OF USE ★★★★★☆ VALUE FOR MONEY ★★★★★☆

ACDSee kept automatically setting itself as the default application for JPEG and Raw image files. We eventually managed to turn this off in the File Association settings but our patience was worn thin. Cloud storage is expensive – \$50 (around £38) per year for 100GB – but the image-processing tools are well specified. We particularly like the Light EQ module, which breaks contrast controls into a series of discrete bands. However, the colour-correction tools aren't as effective as Adobe and DxO's. Detail settings include a Skin Tune module, with Smoothing and Glow controls for airbrushed appearance. There are lots of lens profiles, but not as many as Adobe, and lenses were sometimes incorrectly identified. The Edit module offers layer-based editing but these tools interrupt the otherwise non-destructive workflow.



VERDICT

★★★★☆

Photo Studio Ultimate is a competent but unremarkable program with some excellent tools, but we had to delve into the settings to get basic preferences straightened out before we could start using it properly.

Group Test Photo-editing software

| | WebUser GOLD AWARD | Web SILVER AWARD | WebUser BRONZE AWARD | | | |
|-------------------|---|---|--|---|---|---|
| |  |  |  |  |  |  |
| | DxO PhotoLab | Adobe Creative Cloud Photography plan | Adobe Lightroom CC | CyberLink PhotoDirector 9 Ultra | Corel AfterShot Pro 3 | ACDSee Photo Studio Ultimate 2018 |
| WEBSITE | www.dxo.com | www.adobe.com | www.adobe.com | www.cyberlink.com | www.corel.com | www.acdsee.com |
| PRICE | From £99 | £119.21 per year | £119.21 per year | £39.99 | £79.99 | \$149 (around £115) |
| BUY FROM | bit.ly/dxo455 | bit.ly/adob455 | bit.ly/adob455 | bit.ly/cybe455 | bit.ly/afte455 | bit.ly/acds455 |
| EXPOSURE TOOLS | ✓ | ✓ | ✓ | ✓ | ✓ | ✓ |
| NOISE REDUCTION | ✓ (Elite version) | ✓ | ✓ | ✓ | ✓ | ✓ |
| FACE RECOGNITION | ✓ | ✓ | ✓ | ✓ | ✗ | ✗ |
| BATCH FIXING | ✓ | ✓ | ✓ | ✗ | ✓ | ✓ |
| LENS CORRECTION | ✓ | ✓ | ✓ | ✓ | ✓ | ✓ |
| SUPPORTS LAYERS | ✗ | ✓ | ✗ | ✓ | ✓ | ✓ |
| RED-EYE REDUCTION | ✓ | ✓ | ✓ | ✓ | ✓ | ✓ |

OUR VERDICT

It's inevitable that Adobe will dominate any Group Test that focuses on serious image-editing software – it's been the top choice of professionals for as long as we can remember. However, while the various Lightroom options provided in its Creative Cloud subscription services have claimed Silver and Bronze in this review, we gave the Gold award to relative newcomer DxO. Its PhotoLab software fills the gap left behind by Adobe's move to subscription-only tools with a Lightroom rival that truly justifies the name.

If you're happy with the subscriptions, and have embraced the convenience of the cloud, plump for Lightroom CC, which provides 1TB of photo storage and a brilliant range of tools. If you don't need the space and aren't so cloud-focused, you can get Lightroom Classic and 20GB of storage for the same price, with Lightroom CC and Photoshop CC thrown in for free. ■



WebUser
GOLD
AWARD



GB2488HSU | GB2788HS

| | |
|-------------------|--|
| Panel | TN LED / 1920 x 1080 |
| Response time | 1 ms, 144Hz, FreeSync™ |
| Features | OverDrive, Black Tuner, Blue Light Reducer, Predefined and Custom Gaming Modes |
| Inputs | DVI-D, HDMI, DisplayPort |
| Audio | speakers and headphone connector |
| Height adjustable | 13 cm |

24" 27" 144Hz Free Sync



RED EAGLE™



**GE2288HS¹ | GE2488HS-B1² | GE2488HS-B2¹ ²
GE2788HS-B1² | GE2788HS-B2¹ ²**

| | |
|-------------------|--|
| Panel | TN LED / 1920 x 1080 |
| Response time | 1 ms, 60Hz |
| Features | FreeSync™¹, OverDrive, Black Tuner, Blue Light Reducer, Predefined and Custom Gaming Modes |
| Inputs | VGA², DVI-D, HDMI |
| Audio | speakers and headphone connector |
| Height adjustable | - |

24" 27" 1ms



BLACK HAWK™



GB2888UHSU

| | |
|-------------------|--|
| Panel | TN LED / 3840 x 2160 |
| Response time | 1 ms, FreeSync™ |
| Features | OverDrive, Black Tuner, Blue Light Reducer, Predefined and Custom Gaming Modes |
| Inputs | DVI-D, HDMI, DisplayPort |
| Audio | speakers and headphone connector |
| Height adjustable | 13 cm |

28" 4K 1ms Free Sync



GOLD PHOENIX™



GB2783QSU

| | |
|-------------------|---|
| Panel | TN LED / 2560x1440, QHD |
| Response time | 1 ms, 60Hz |
| Features | FreeSync™, OverDrive, Black Tuner, Blue Light Reducer, Predefined and Custom Gaming Modes |
| Inputs | DVI-D, HDMI, DisplayPort |
| Audio | speakers and headphone connector |
| Height adjustable | 13 cm |

27" 2560 x 1440 1ms Free Sync



SILVER CROW™



Web User's Best Buys

Web User and its sister titles test over 2,500 products every year

HARDWARE

PHOTO PRINTER

Epson Expression Photo HD XP-15000

£251.96 from bit.ly/epsonexp450

Tested: Issue 450

Epson's XP-15000 lacks some of the features of a true all-rounder but it prints photos beautifully, all the way up to size A3+.

KEY SPECS

5,760 x 1,440dpi maximum print resolution ■ 250-sheet input capacity ■ Double-sided printing ■ Colour touchscreen ■ USB, Ethernet, Wi-Fi connectivity ■ 479 x 370 x 159mm ■ 8.5kg ■ Three-years return-to-base warranty



SMART THERMOSTAT

Honeywell Evohome

£199 from bit.ly/honevo449

Tested: Issue 449

The Honeywell Evohome is a powerful multi-zone smart heating product that lets you control all the radiators in your central heating system. This will save on heating bills, but it may take a while before you recoup the cost of the initial outlay.

KEY SPECS

Remote thermostat ■ Battery-powered ■ Hot-water support ■ Individual radiator support ■ Alexa voice-assistant support ■ IFTTT support ■ 13.9 x 2.1 x 10.1cm ■ 898g



LAPTOP

Asus ZenBook UX410

£539.95 from bit.ly/asuszb447

Tested: Issue 447

This laptop, with its compact aluminium body and impressive design, feels built to last. Performance was middling, though it's fine for everyday tasks, and the screen looks fabulous.

KEY SPECS

Dual-core Intel Core i3-7100U processor ■ 4GB memory ■ 128GB storage ■ 14in 1,920 x 1,080-pixels screen ■ USB-C, USB 3, 2 x USB 2 ports ■ 802.11ac Wi-Fi ■ Windows 10 Home ■ 323 x 223 x 19mm ■ 1.4kg ■ 1-year return-to-base warranty



MONITOR

BenQ GL2580HM

£109.99 from bit.ly/benq445

Tested: Issue 445

This BenQ monitor's stylish slim bezel and attractive design are matched by its solid performance and good-quality colour display. However, it's not suited to serious gamers.

KEY SPECS

24.5in screen ■ 1,920 x 1,080-pixel resolution ■ 16:9 aspect ratio ■ 16.7 million colours ■ 50-76Hz refresh rate ■ 1,000:1 native contrast ■ 2ms response time ■ HDMI, DVI and VGA ports ■ Two 1W speakers ■ 42.6 x 55.7 x 17.5cm ■ 4.4kg



PC

Palicomp AMD Gravity RYZ1

£799.99 from www.palicomp.co.uk

Tested: Issue 443

This is the best PC we could find for under £800. It's powerful, well built and well balanced, so long as you're happy to use an overclocked processor.

KEY SPECS

AMD Ryzen 5 1600 processor ■ Asus Prime B350M-A motherboard ■ 8GB DDR4 memory ■ GeForce GTX 1060 graphics card ■ 240GB SSD ■ 1TB hard drive ■ 475 x 468 x 230mm tower case ■ Windows 10 Home 64-bit



SMARTPHONE

Samsung Galaxy S8

£506.99 from bit.ly/sams442

Tested: Issue 442

The Samsung Galaxy S8 is a terrific all-rounder. It's fast, looks wonderful, has a superb camera and boasts one of the best screens we've ever seen on a phone.

KEY SPECS

Octa-core 2.3GHz Exynos 8895 processor ■ 12-megapixel rear camera, 8-megapixel front camera ■ 4GB RAM ■ 64GB storage ■ 5.8in 1,440 x 2,560-pixel screen ■ Android 8 ■ 68.1 x 148.9 x 8mm ■ 155g ■ One-year return-to-base warranty



SOFTWARE & SERVICES

PHOTO-EDITING SOFTWARE

DxO PhotoLab

NEW!

£99 from
bit.ly/dxo455

Tested: Issue 455

If you're put off by Adobe's subscription costs, DxO PhotoLab is the best alternative for managing and editing your photos. Its interface is streamlined and elegant, and the editing and image quality are exceptional. It's also very simple to use and comes with lots of sophisticated tools.

KEY FEATURES

RAW conversion ■ High quality noise-reduction ■ Optical corrections ■ Red-eye correction ■ Advanced light and colour ■ Batch processing ■ Selective tone ■ Full-screen mode ■ Spot-weighted mode



VIDEO-EDITING SOFTWARE

Adobe Premiere Elements 2018

£86.56 from
www.adobe.com/uk

Tested: Issue 453

With its clean interface and sackful of special effects, Elements performs just about every action you'll ever need from a consumer-level video-editing suite. It's a powerful beast and rendering is super-speedy, even when exporting at 4K – but note that it only runs on 64-bit systems.

KEY FEATURES

Automatic editing ■ Image stabiliser ■ Surround-sound support ■ Stop-motion capture ■ Variable-speed control ■ Unlimited timelines ■ DVD disc authoring (no Blu-ray support) ■ 4K support ■ Requires Windows 7/8.1/10 or MacOS (64-bit versions only)



Web User Gold Award winners

ONLINE DESIGN TOOL

Desygner

NEW!

Free from desygner.com

Tested: Issue 454

Slick and powerful, Desygner lets you create great-looking designs in a matter of minutes, without needing to download any software.



TAB MANAGER

OneTab

Free from bit.ly/onet453

Tested: Issue 453

OneTab shrinks all your open tabs to a single page in just one click. It's simple and clean, and lets you customise it to your precise requirements.



PODCAST APP

Castbox

Free from castbox.fm

Tested: Issue 452

Castbox is a smartly designed app for dedicated podcast listeners, offering incredible choice and an excellent search tool.



IMAGE VIEWER

PhotoScape X

Free from bit.ly/psx451

Tested: Issue 451

PhotoScape X does what most image viewers do, only better. It's fast, practical and intuitive, and packed with useful tools.



VIDEO DOWNLOADER

4K Video Downloader

Free from bit.ly/fkvd450

Tested: Issue 450

Simple and effective, 4K Video Downloader supports multiple formats, with no bundled unwanted extras.



WEB USER BACK ISSUES DISCS

Search for 'webuser disc' on Amazon

EVERY ISSUE FROM
2014 TO 2017



Best Free Software

BACKUP TOOL

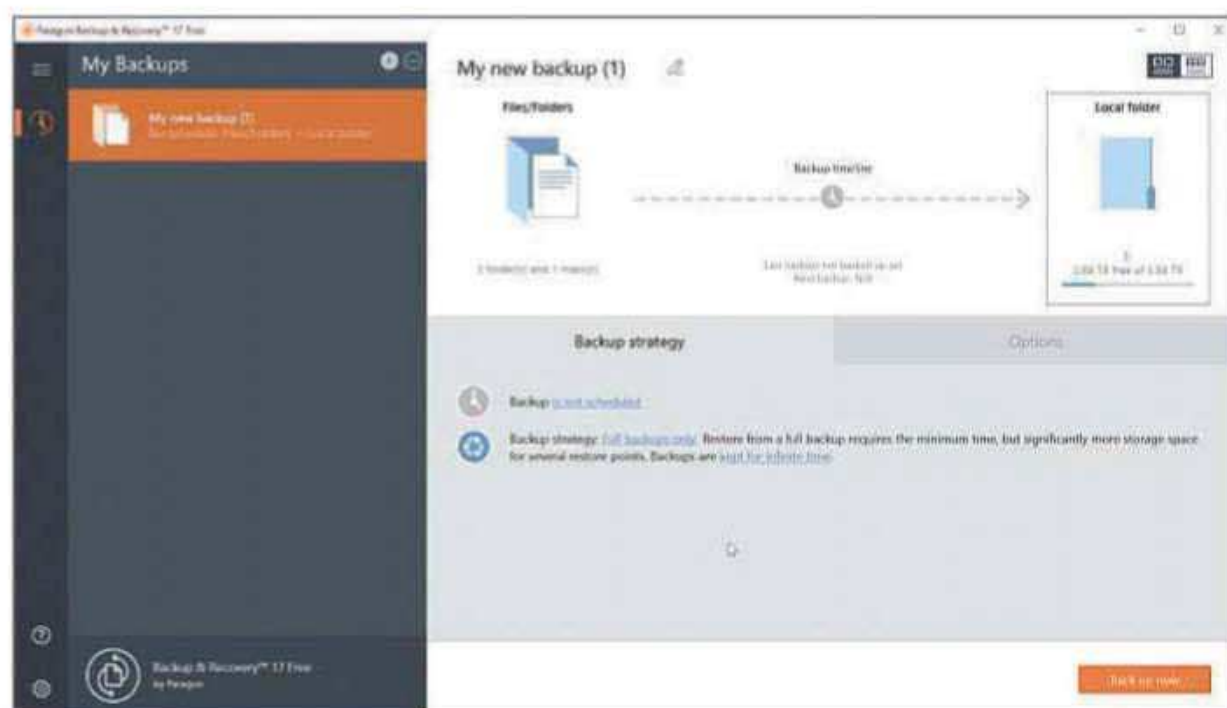
Paragon Backup & Recovery Free 17

bit.ly/pbrf455

Min requirements: Windows 7/8.1/10

File size: 136MB

It's important to back up your personal files, just in case disaster should strike. If you don't already have a backup plan in place, Paragon's excellent free software can help. Although it's a cut-down version of the company's Hard Disk Manager, the program offers a comprehensive collection of backup tools, and can back up entire drives, partitions and personal data – you can select individual files and folders or choose a particular file type. It can also create an exact copy of your PC



(including all drives), lets you back up recently changed data only and exclude certain file types – such as large videos.

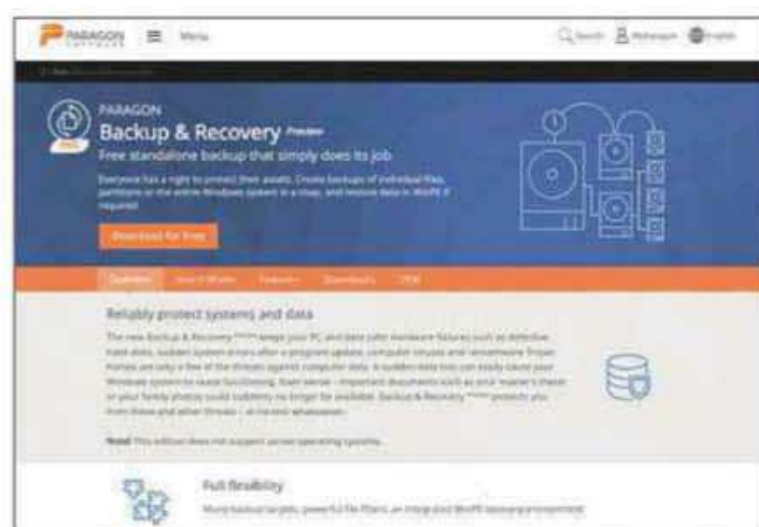
Your backups can be saved to various

destinations, such as external drives, CD, DVD and Blu-ray discs, and networked locations. You can run a backup on demand or schedule automatic backups for a date, time and frequency that suits you. Paragon even lets you save backups to multiple destinations, which is handy in case one backup gets corrupted or fails. It's also possible to create a Windows-based recovery

environment on a CD or USB flash drive, which can be used to start your computer for maintenance or recovery purposes.

This latest version of the software sports a new, more modern interface, and introduces support for both incremental and differential backups. If you're not familiar with those terms, incremental only backs up files that have changed since the last backup, while differential targets those that have changed since the last full backup.

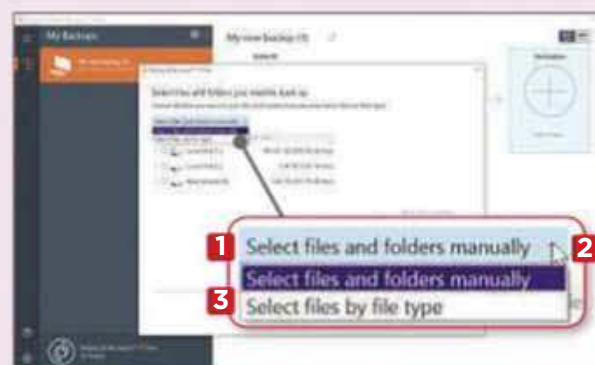
Note that the free licence for Paragon Backup & Recovery is valid for one computer per user account – if you need more, you'll have to upgrade to the Advanced version for £24.87.



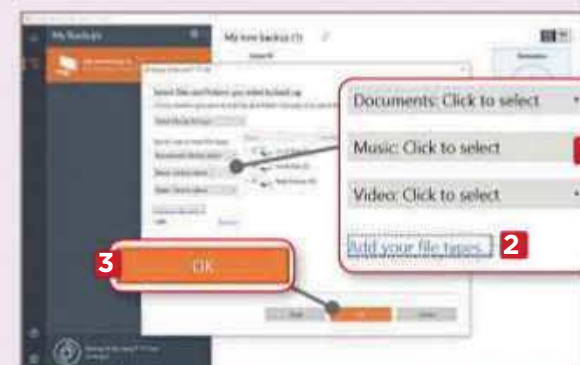
MINI WORKSHOP | Back up your PC using Paragon Backup & Recovery Free 17



1 When you first run Paragon Backup & Recovery Free, you'll be faced with a mostly blank page. Creating your first backup couldn't be easier. Click the 'Backup source' tile **1** and, in the new window that opens, select what you want to back up – Entire Computer, **2** Disk/Volumes **3** or Files/Folders. **4**

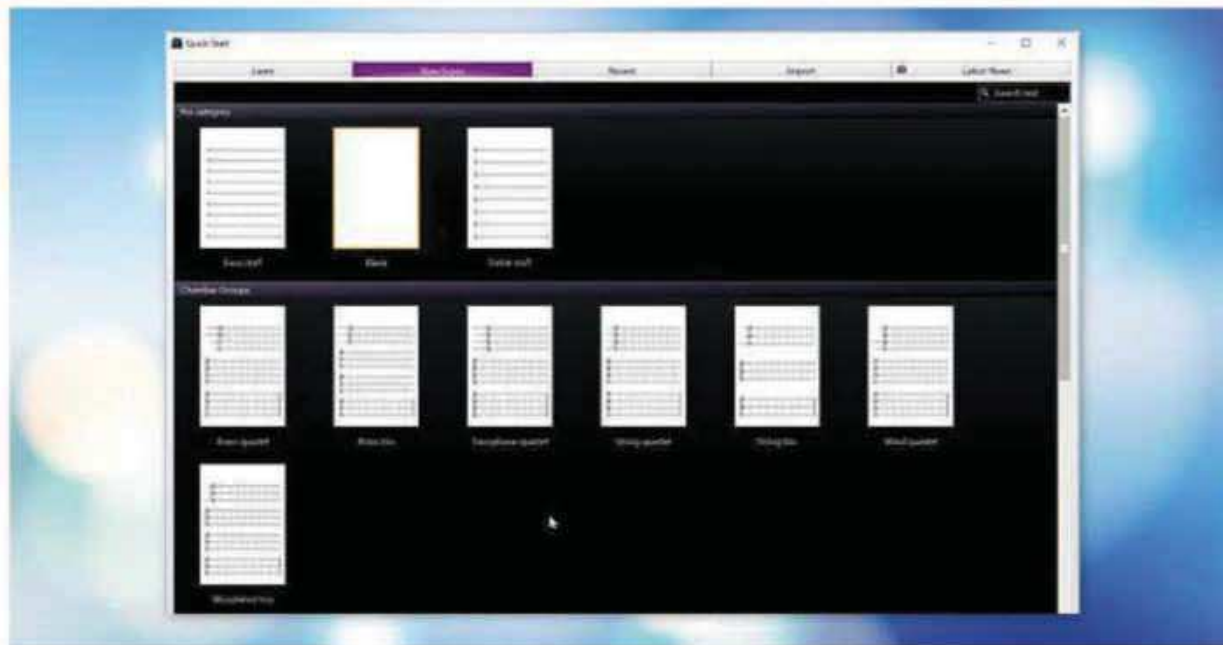


2 If you opt to back up Disk/Volumes, you'll be able to choose which drives or partitions to include on the next page. If you go for Files/Folders, you'll be able to select them manually, **1** or you can click the down arrow **2** and switch to 'files by file type' instead. **3**



3 Oddly, although you can select documents, music or video **1** (and choose which file formats to include), photos isn't an option. Just click 'Add your file types' **2** and you can specify an image format – '*.jpg' for example. Click OK, **3** then click the Destination button to choose where to save your backup.

This fortnight's top new software downloads to help you make the most of your PC, and they're all FREE



MUSIC SOFTWARE

Sibelius | First

bit.ly/sibe455

Min requirements: Windows 7/8.1/10 or MacOS **File size:** 982MB

If you're a musician – or would like to be – then Sibelius | First might be of interest. It's a free, cut-down version of Avid's composition and notation software, Sibelius. You'll need to create a free account to get the download. The program offers composition, transcription and editing tools, and lets you compose simple scores with up to four instrument parts. You can also store up to 10 scores in the cloud and share your creations. You need to create a free account to download the software.



MEDIA PLAYER

Qmmp

bit.ly/qmmp455

Min requirements: Windows 7/8.1/10 or Linux **File size:** 14.1MB

Qmmp (Qt-based Multimedia Player) is clearly inspired by Winamp, the popular audio player that died a death a few years ago. It can handle most audio formats, apply a number of effects and fetch and display lyrics and cover art. The software comes with a choice of skins, so you can change its look, and is easy to configure. Most functions can be controlled using hotkeys, which can be configured to your preference.



iTUNES ALTERNATIVE

iDevice Manager 8

www.software4u.info

Min requirements: Windows 7/8.1/10 **File size:** 8.6MB

This program lets you easily transfer music, photos, movies, text messages, WhatsApp chats and ringtones from your iPhone or iPad to your computer without the need for iTunes. It works with devices running iOS 7 onwards. Just run the software, connect your Apple hardware and you'll be able to access the options you require from the main menu. See our feature on page 46 for more info on iTunes alternatives.

New Windows Apps

LibreOffice

bit.ly/libre455

Min requirements: Windows 10

File size: 605MB

The Windows 10 app version of the LibreOffice office suite costs £2.49 to buy, but if you don't want to pay, you can download the free trial, which is unlimited and offers the full set of features.



Microsoft Whiteboard

bit.ly/white455

Min requirements: Windows 10

File size: 116MB

This app from Microsoft provides a digital canvas on which you can jot down ideas. It works with pen, touch and keyboard, and lets you collaborate in real time.



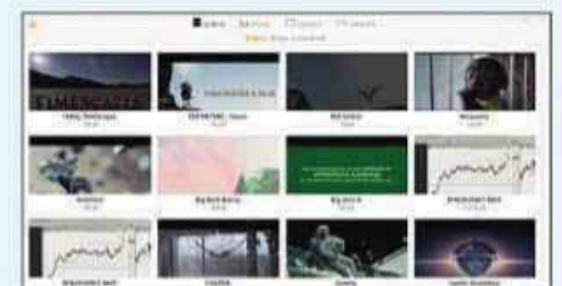
VLC Media Player

bit.ly/vlc455

Min requirements: Windows 10

File size: 97.26MB

The Windows 10 app version of VLC isn't as feature-rich as the classic-program version. However, the app has just been updated and finally gains Chromecast support.



MUSIC CREATOR

Magix Music Maker

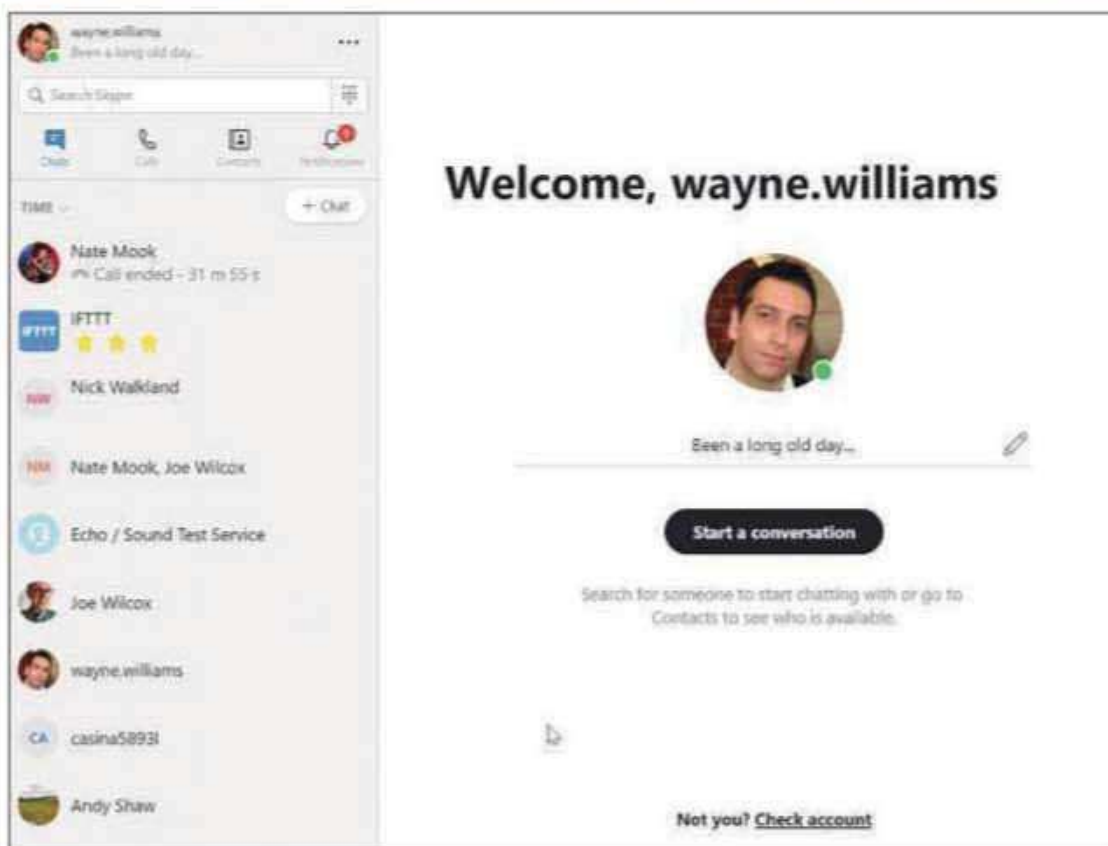
bit.ly/magix455

Min requirements: Windows 7/8.1/10

File size: 837MB

Magix Music Maker gives you everything you need to record, produce and share your own music creations. The free version comes with 425 sounds and loops, three software instruments and eight effects to get you started. You also get seven additional free Soundpools – collections of building blocks or loops – which gives you access to 1,927 additional sounds. If you require more than that, you can expand your collection by buying additional instruments, sounds and loops, or by upgrading to the paid-for version for £49.99.

This latest release of the program includes a new Hybrid Audio Engine from Magix's professional Samplitude software, which promises a huge improvement to overall sound and performance.



CHAT TOOL

Skype 8

bit.ly/skype455

Min requirements: Windows XP/Vista/7/8.1/10

File size: 55.1MB

Skype 8 is an update of the 'modern' version of Microsoft's chat tool, which was introduced last year. It will replace the beloved Skype 7 (also known as Skype Classic), and introduces a number of new features, including HD video calls with up to 24 people and the ability to share files of up to 300MB in size by dragging and dropping. The new version of Skype also supports '@' mentions and makes it easier to track down images previously shared in chats via a new Media Gallery. Future updates will add read receipts and call recording to the software.

Users of Skype 7 will need to switch to Skype 8 by 1 September because that's when the older version will stop working.

CLIPBOARD MANAGER

PinClipboard

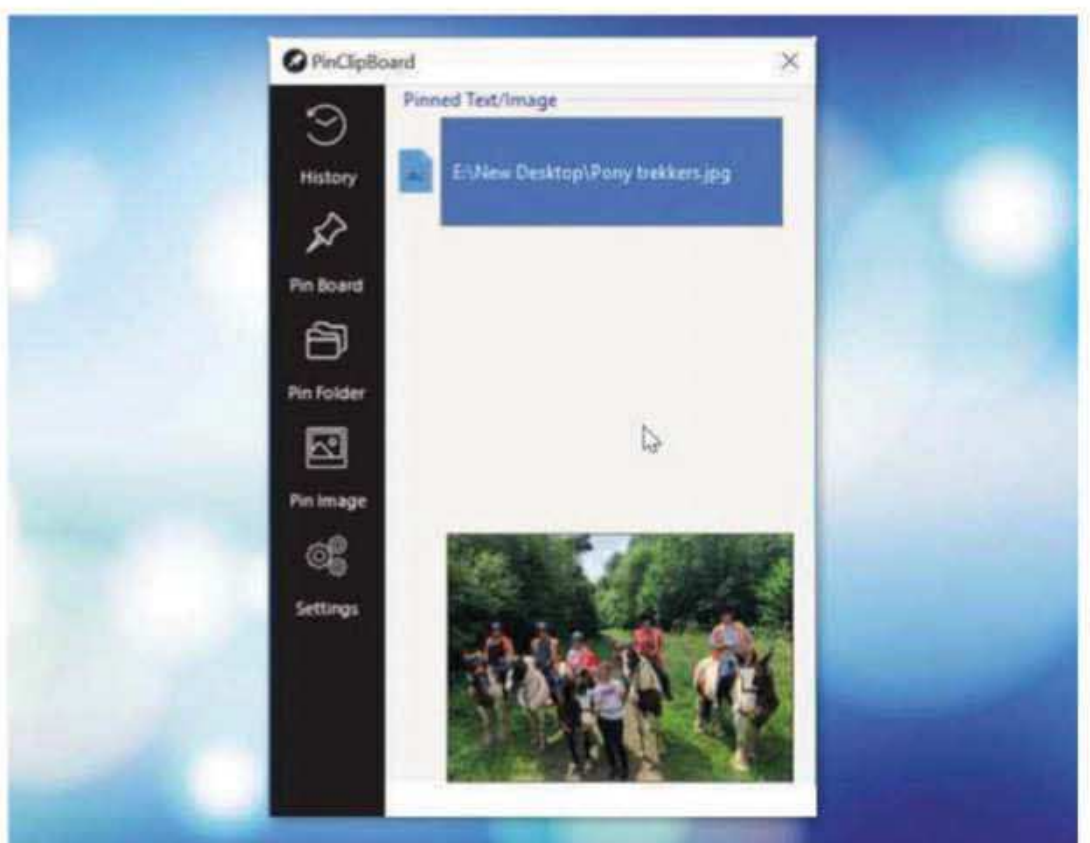
pinclipboard.com

Min requirements: Windows 7/8.1/10

File size: 6.3MB

Most people are happy enough with the Windows clipboard, which lets you copy and paste content from one location to another. However, PinClipboard is a much more advanced solution, which works across Windows, Mac, Android and iOS. It offers advanced 'Pin' and 'Synchronise' features, and works with the usual clipboard keyboard shortcuts (Ctrl+C to copy, for example). You can access everything you've copied recently via the interface, and pin frequently used items for easy access. The program also saves local copies of images, so you can still paste them even if the originals have been moved or deleted.

There are installer and portable versions of PinClipboard available.





GAME

A Wish Upon A Star

bit.ly/wish455

Min requirements: Windows 7/8.1/10 or MacOS

File size: 72MB

Made for the Wizard Jam game-creation competition, the aim of A Wish Upon A Star is to guide a small child through a series of increasingly difficult levels, solving various puzzles along the way. You can spin the landscape around to get a different view of each level and interact with it using your mouse.

Don't install...

Startup View

startup-view.com

Min requirements:

Windows 7/8.1/10

File size: 1.2MB

Startup View is a more advanced version of the 'msconfig' tool built into Windows, with a friendlier interface and scheduling options that let you start and stop specific programs on set days. The drawback is that it costs €25 (£22.80) which is a bit steep when you consider similar tools are available for free.



...Install this instead

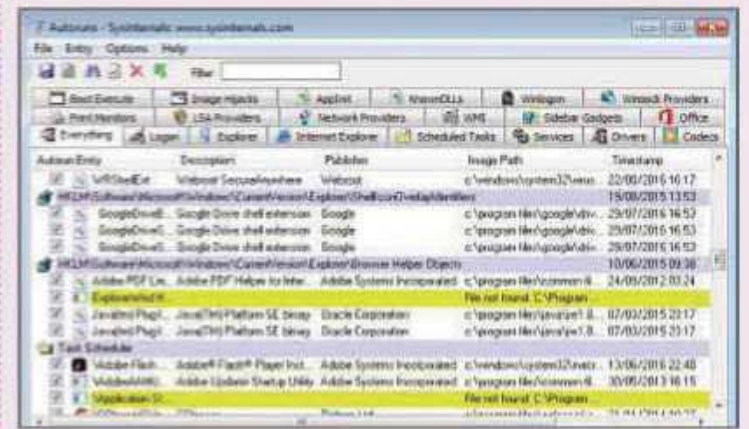
Autoruns

bit.ly/autoruns455

Min requirements: Windows XP/Vista/7/8+/10

File size: 1.2MB

Autoruns is a tiny, free, portable tool that reveals everything that's going on in your computer from the moment it boots. Any item ticked in the Autoruns list runs automatically when you start your computer – just untick it to stop it running. Autoruns gives you control without letting you mess up your PC, and once you start disabling unnecessary items you'll notice an immediate performance boost. It also protects your system by preventing potentially harmful processes from running in the background. The only thing that could be improved is its confusing interface.



UPDATED | New tweaks and fixes for your favourite free programs



UNINSTALLER

BCUninstaller 4.5

bit.ly/bcuninstaller455

Min requirements:

Windows 7/8.1/10

File size: 3.1MB

BCUninstaller can batch-remove lots of unwanted programs, then clear away any leftover junk so it doesn't clutter your PC. This release adds a console utility for scripting fully automatic uninstalls, a quick filters menu and the ability to filter applications by startup entries.



EBOOK MANAGER

Calibre 3.28

calibre-ebook.com

Min requirements: Windows XP/Vista/7/8.1/10, MacOS or Linux

File size: 69.9MB

The latest version of the popular ebook manager and viewer lets you create rules to transform author names when adding books to Calibre. You can also manipulate author names in the existing library. The comments editor has been improved, too.



WEB BROWSER

Brave 0.23

www.brave.com

Min requirements: Windows XP/Vista/7/8.1/10 or MacOS

File size: 146MB

This updated browser from the former CEO of Mozilla comes with built-in ad blocking and other privacy-focused features, and promises to be faster than Chrome. The updated release adds Private Tabs with Tor to prevent ISPs, guest Wi-Fi providers and visited sites from tracking your browsing.



ANTI-MALWARE TOOL

Malwarebytes AdwCleaner 7.2.2

bit.ly/adwcleaner455

Min requirements:

Windows 7/8.1/10

File size: 7.1MB

AdwCleaner can remove toolbars, adware, hijackers and PUPs from a browser. This release adds support for the en_UK language, and improves the scan-results menu so you can add items to the exclusions list and open Malwarebytes Threat centre.

GET FREE SOFTWARE FIRST subscribe to Web User at subscribe.webuser.co.uk



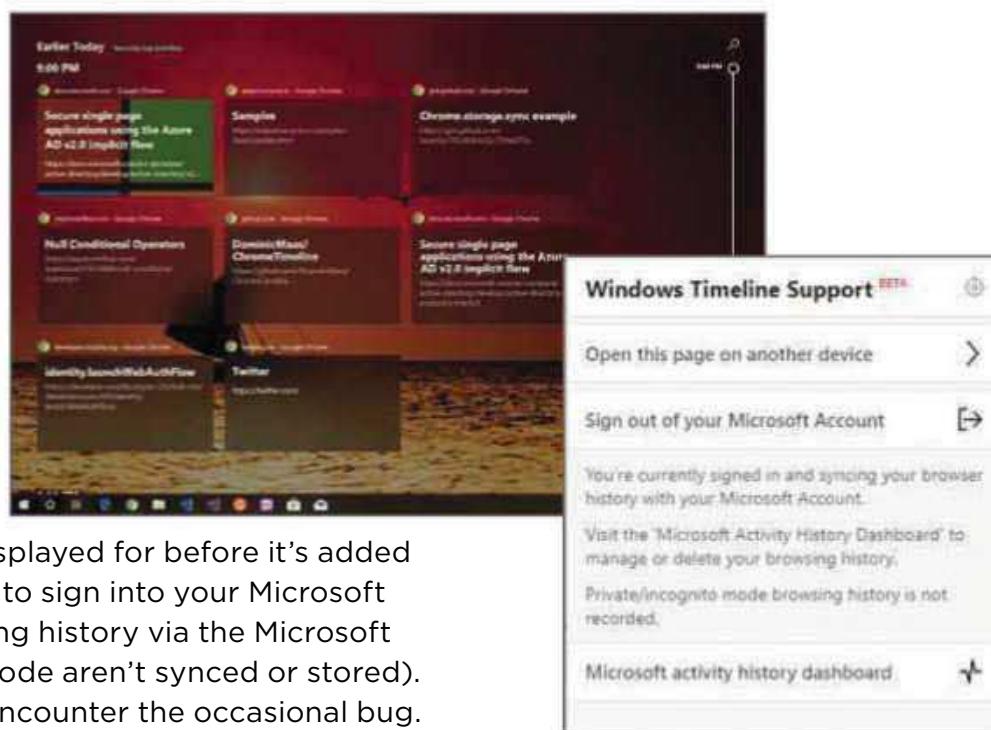
Best New Browser Tools



CHROME

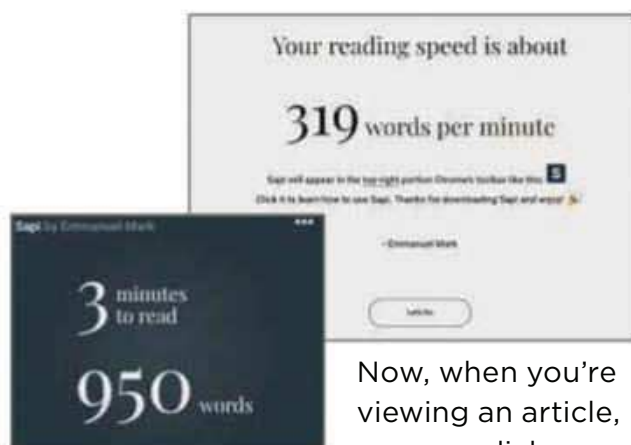
Integrate Chrome with Windows 10 Timeline

One of the most interesting new features in the recent Windows 10 April 2018 update (arguably, the only one) was Timeline, which keeps track of your activities in various Microsoft applications, so you can easily view and revisit things you've been doing. Although Timeline supports Edge, it doesn't yet work with other browsers, which is where Windows Timeline Support (bit.ly/timeline455) comes in. This new extension for Chrome (and therefore Vivaldi) and Firefox integrates with Timeline to sync your browsing history with your other Windows 10 activities. You can also pick up where you left off on other devices, and specify how long a site should be displayed for before it's added to Timeline (this is eight seconds by default). You need to sign into your Microsoft account to use the add-on, and can delete your browsing history via the Microsoft Activity History Dashboard (sites visited in incognito mode aren't synced or stored). Windows Timeline Support is still in beta, so you may encounter the occasional bug.



Calculate your reading speed for online articles

In last issue's 'Calculate everything you do online' feature, we recommended a tool called Instant Reading Time (bit.ly/reading454) that estimates how long it will take you to read online articles based on the average reading speed of 275 words per minute (WPM). A new Chrome extension called Sapi (bit.ly/sapi455) aims to provide more accurate estimates by first getting you to complete a short reading test, so it can work out your personal WPM speed. This entails reading a couple of paragraphs of text (ours were about the Portuguese explorer Magellan), then clicking Done when you're finished.



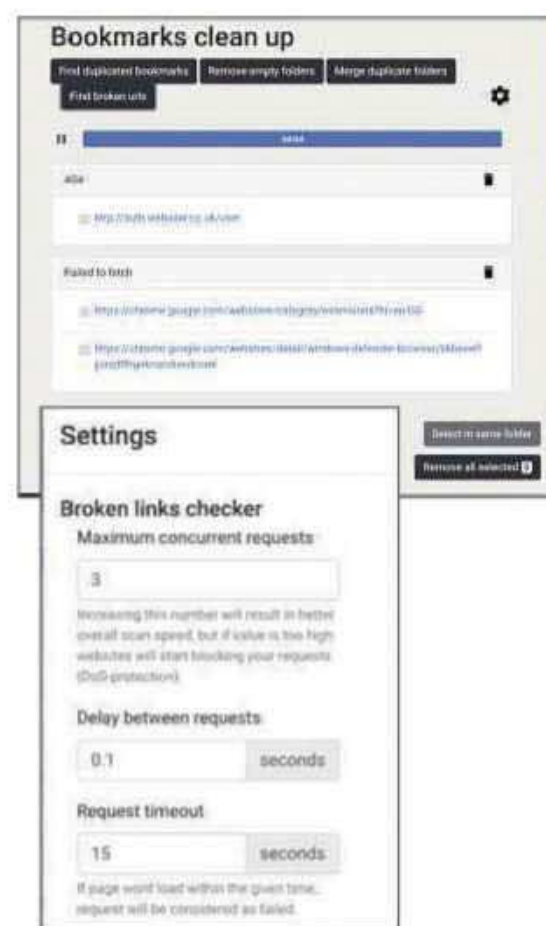
Sapi's toolbar button to view the number of words and your estimated reading time. If its figures seem way off, go into the add-on's Options to adjust your reading speed manually.

Disable Site Isolation in Chrome 67

As we explained in last issue's Need to Know, Chrome 67 introduces a new feature called Site Isolation, which protects the browser against malicious websites that exploit the Spectre flaw. However, Site Isolation also uses a lot of memory, so if you find that it's slowing your system and you're not concerned about Spectre, it's possible (if inadvisable) to disable the feature. Type `chrome:flags` into the address bar, press Enter and search for 'isolation'. Click the drop-down menu next to 'Strict site isolation' and choose Disabled, then the menu next to 'Site isolation trial opt-out' and select 'Opt-out (not recommended)'.

Delete duplicate and broken bookmarks

How clean is your Bookmarks folder? If you're anything like us, it'll be littered with duplicate entries, empty folders and broken links that you've never got round to clearing up. A handy new Chrome extension called Bookmarks Cleanup (bit.ly/bookmarks455) gives you no excuse for leaving your saved websites in disarray. It scans your bookmarks for duplicate and dead entries, as well as empty folders, and lets you delete them all with a single click, and merge any duplicate folders.



You can specify how long the add-on should wait before deeming a bookmark broken, and how many links to check simultaneously.

As there's no way to restore deleted bookmarks, the add-on recommends that you back up your current list before running a cleanup. To do this, open Chrome's Bookmark manager, click the three-dot menu in the top-right corner and choose 'Export bookmarks'.

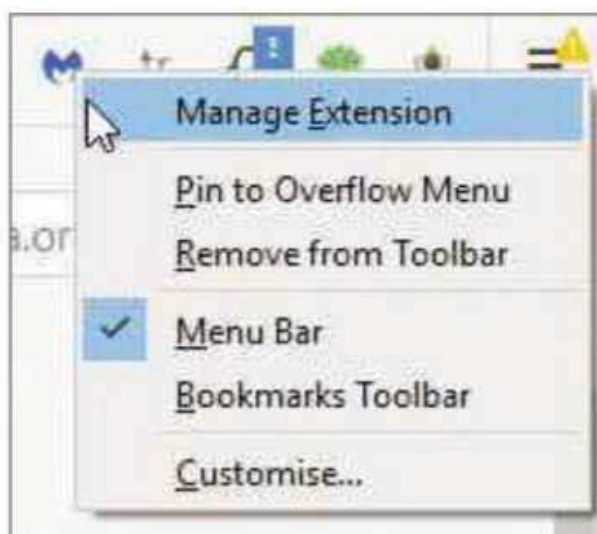
This fortnight's most useful tips and add-ons to help you get the most from Chrome, Firefox, Opera and more



FIREFOX

Check the permissions of all your add-ons

When you install add-ons in Firefox or another browser, it's easy to skip past the info about the permissions the tool requires, despite some of them asking for rather dubious access to your data. You can ensure you haven't inadvertently installed something that compromises your privacy or security using a new Firefox extension called Project Insight (bit.ly/insight455). This scans your active add-ons to tell you exactly which permissions they've been granted and the domains they have permission to access, so you can spot and remove anything untoward. Click a permission, such as Web Requests, Tabs or Add-ons Storage for details of what it involves. Note that disabled add-ons are also listed, but as they don't request permissions, you don't need to worry about them. As for Project Insight's own permissions, it requires the ability to "monitor extension usage and manage themes", which seems fair enough.



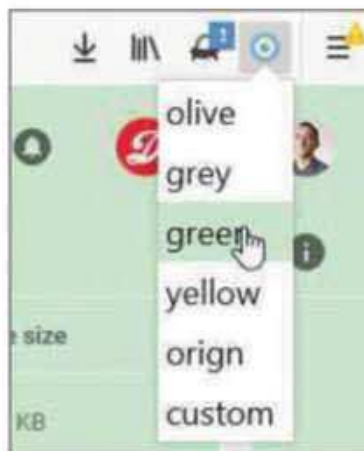
Manage Firefox extensions more easily

Firefox 62, which is due for release on 5 September, finally fixes a long-standing annoyance in the browser that makes it difficult to access an add-on's Options page. Whereas in Chrome, you can simply right-click the extension's toolbar button and choose Options, in Firefox you have to go into the Extensions section of the Add-ons Manager to find this function, which requires a lot more clicking. As of next month, however, you'll be able to right-click an add-on's toolbar button and select Manage Extension to open its Options page instantly. If you can't wait for this welcome tweak, download

the beta version of Firefox 62 now from bit.ly/ffbeta455.

Customise the colour of web pages

Lots of websites and apps have recently introduced a 'dark mode' to protect your eyes when you're browsing at night, but if you find black backgrounds a little gloomy, you might prefer the new add-on Protect Eye (bit.ly/protect455). This lets you change the background colour of websites from white to green, grey, yellow or olive. You can also go into the extension's Options to add a custom colour to the list (you'll need to know the HTML colour code – see htmlcolorcodes.com), opt to activate it automatically when you open a new tab and always disable Protect Eye on specific websites.



OTHER BROWSERS

Explore the new features in Opera 55

Opera 55, which is now available in beta and due for stable release soon, won't do much to placate loyal users who fear the browser is becoming too much like Chrome. This new version features a redesigned Settings page, which is divided into basic and advanced sections

– just like Chrome – with options for privacy and security, passwords and forms, the VPN and battery saver, and more, tucked out of harm's way. The browser also has a new 'security badge' feature that shows whether your connection to a site is secure, what kind of certificate it has and which content settings are used – again, just like Chrome. It's also now much easier to install Chrome extensions in Opera – hey, if you can't beat 'em, join 'em!



Use floating panels in Vivaldi

Panels have long been one of Vivaldi's most innovative features, allowing you to browse web pages side by side, without needing to switch back and forth between tabs. The latest 'snapshot' (test version) of the browser makes panels even more useful by letting you 'float' them over the open page, rather than forcing it to resize. To activate this option, go to Tools, Settings, Panel and select Floating Panel.





Best Free Apps



App of the Fortnight

NAVIGATION

Citymapper

bit.ly/citydroid455

bit.ly/cityios455

(varies) 10

Not content with being the best public-transport app around, Citymapper launched its very own hybrid bus/taxi service Smart Ride in the country's capital earlier this year. Now it has released an update that adds even more great features.

If you live in London, Manchester or Birmingham, or if you ever visit any of the 39 cities covered by Citymapper (see citymapper.com/cities for a list), and you don't already have the app installed on your device, then you should make a point of downloading it right away. It provides essential train, tube and other transport maps – usefully, these are available offline, so you can refer to them even when you don't have a data signal. You also get real-time information, such as departure times, service statuses and disruption alerts. Citymapper lets you compare all your options so you always find the best route from A to B. The app lets you track the arrival of buses in real time, shows you which carriage is best to exit from to beat the crowds at specific stations, lets you save personalised routes and much more besides.

Citymapper's latest update adds what it terms "floating transport" to the mix. This means that as well as showing information about tubes, trains, trams, taxis and buses, it now also provides data about where you can pick up your nearest ride from dockless bike-sharing services, such as Ofo, Mobike and Santander. Currently, you still need the bicycle service's own app to unlock and park a bike.

The new version also sees some

general improvements to the app's Everything Map, which lets you explore your local area manually to see nearby transport options.

UPDATED



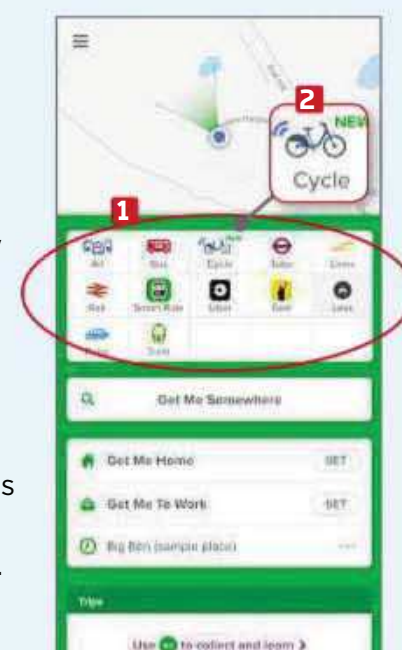
MINI WORKSHOP

Find and compare routes using Citymapper

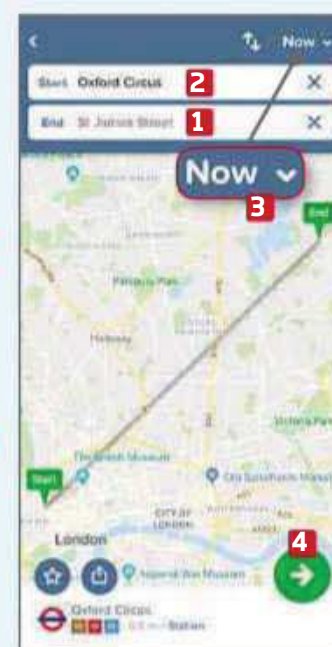
1 Allow Citymapper access to your location and the top portion of the screen will always display a real-time map of where you are. This is the Everything Map. Tap it to expand it to full screen, then drag to move around, pinch to zoom and so on. Tap any coloured icon 1 representing a station, stop or pick-up point to see details at the bottom of the screen. 2



2 Alternatively, if you're looking to use a specific type of transport, tap the relevant icon in the box 1 immediately under the Everything Map. This will show you all the available nearby stops or stations of that transport type in the map screen. You'll notice that a Cycle icon 2 has been added since the latest update. Tap this to locate any nearby dockless bikes that are available to rent.



3 If you just want to find the quickest or most convenient route to a location, tap the Get Me Somewhere box on the home screen, then enter your destination 1 and Start point 2 (if it's different from your current location). Press Now 3 if you need to select an alternative travel time or date, then tap the green arrow icon 4 to compare all your available options.



Our rating



This fortnight's top free and paid-for apps for Android and iOS phones and tablets

CALCULATOR

Calculator Plus

bit.ly/calcdroid455



Calculator Plus is a lightweight alternative to the stock calculator app that came with your device. It has a minimalist, customisable look that's clearly inspired by Google's Material Design and isn't cluttered with powerful scientific features you'll never use, although there's support for trigonometric and logarithmic functions, and it intelligently predicts the results of your calculations as you type. It even attempts to correct equations for you if they aren't valid. Best of all, it's 100% free with no adverts or in-app purchases of any kind.



Our rating




AUGMENTED REALITY

Here AR City Model

bit.ly/heredroid455

bit.ly/hereios455



This app is essentially a glorified advert for Here Technologies – the company behind the Here WeGo navigation app – but it acts as a great demo for augmented reality (AR) tech. Download the free app and print the accompanying city map (you'll see a link for this when you first launch the app), then place the map on a flat surface and point your device's camera at the app to bring the map to life, using the power of AR.



Our rating



PHOTOS

Journi Books

bit.ly/journi455



The original Journi app (www.journiapp.com) is like a cross between Instagram and Snapfish for well-heeled travellers. You create a visual photo journal of your travels, then turn it into a physical printed book that gets delivered to your door. This new iOS app from the same company effectively dumps the travelog bit – it's just a simple way to design and print photo books from images stored on your device or social media. Editing is easy and the books are printed on high-quality, environmentally friendly paper.



Our rating



WEATHER

Carrot Weather

bit.ly/carrotdroid455

bit.ly/carrotios455



Weather apps are two a penny, but Carrot Weather's quirkiness makes it stand out from the crowd. Meteorological information is presented by a comically unhinged AI (think HAL from 2001: A Space Odyssey or GLaDOS from the video-game series Portal). You can customise the AI's personality to anything between 'Friendly' and 'Homicidal', and even tweak its political stance. Or, if you prefer, you can disable spoken comments altogether. The weather data itself (provided by Dark Sky) is accurate and the app's presentation has a pleasing retro pixel-game look. The iOS version has been around for a while and costs £4.99, but Carrot Weather is new – and free – on Android.



Our rating



GAME

Life is Strange

bit.ly/lifedroid455

bit.ly/lifeios455



This beautiful, story-driven adventure game has finally made it to Android (it has been available on Apple devices for a while), though you'll need a powerful device to run it – check the hardware requirements listed on its Google Play page before downloading it. You play as Max, a photography student who discovers she has the ability to rewind time. The game features striking visuals, a great soundtrack and – exclusively to Android – support for controllers. The story, which changes radically depending on the choices you make, is told episodically – the first is free but subsequent episodes cost between 99p and £4.99.



Our rating



5 NEW APPS WORTH PAYING FOR

TOOLS

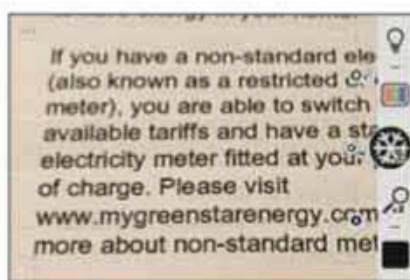
Magnifier 4 Reader Pro

bit.ly/magnifier455

Price: £3.19

 **4.1**

Useful for enlarging small print and other difficult-to-read text, Magnifier 4 Reader supports pinch-to-zoom and includes high-contrast filters to aid users with visual impairments. Going Pro banishes annoying adverts.



KIDS

Moji Moji: Learn the Alphabet

bit.ly/moji455

Price: £2.99

 **8**

Designed in collaboration with teachers and parents, this beautiful educational app gently encourages alphabet, phonics and spelling learning via hand-crafted characters, letters and environments. Suitable for children aged 3-5.



GAME

Fracter

bit.ly/fracterdroid455

bit.ly/fracterios455

Price: £3.69 (Android), £3.99 (iOS)

 **6**  **11**



Sort of what you'd get if you spliced the puzzles of Monument Valley with the monochrome spookiness of Limbo, Fracter sets you on a quest to restore light to a world of shadows.

HUMOUR

House of Cats


bit.ly/catsdroid455

bit.ly/catsios455

Price: 89p (Android), 99p (iOS)

 **5**  **8**

Imagine that a fat, loudmouthed orange cat lives in the White House. Now imagine you can make him say daft things, take AR snaps and more. Sound good? Then get this app.



HEALTH

OrthoFlow

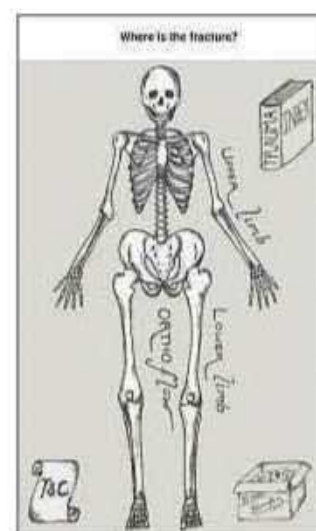
bit.ly/orthodroid455

bit.ly/orthoios455

Price: £4.99

 **4.2**  **8.4**

New to Android, this app is effectively a portable orthopaedic reference resource. Developed by orthopaedic surgeons for both medical professionals and patients, OrthoFlow helps identify, diagnose and understand musculoskeletal problems.



Magnifier 4 Reader Pro



Moji Moji:
Learn the Alphabet



Fracter



House of Cats



OrthoFlow



Don't install...

System Cleaner 2

bit.ly/dontinstall455

There's nothing more frustrating than downloading a 'cleaner' app that claims to speed up slow devices, only to discover that it has no effect whatsoever. Google Play is stuffed full of useless, ad-heavy cleaning apps, many with suspiciously positive review scores. This one, from aptly named developer Flaki, is particularly useless, since most functions require a rooted device. Oh, and it has a habit of erasing vital app data and bricking people's phones.



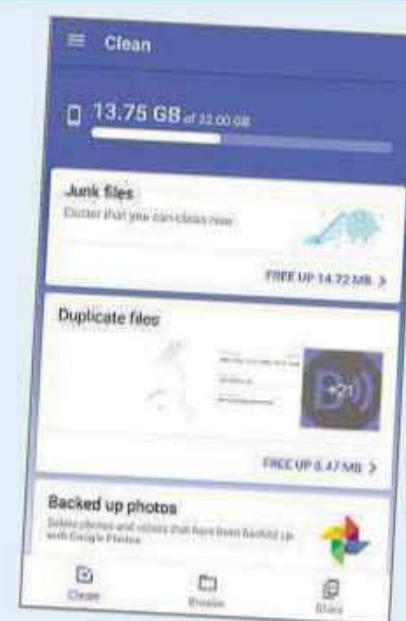
...Install this instead

Files Go

bit.ly/filesgo455

 **5**

If you want more control over the data on your device, along with the ability to free up space and clean your storage, then look no further than Google's Files Go app. It doesn't promise to speed up your device or miraculously optimise your system, but it does offer some very useful suggestions as to which junk files can be erased and which unused apps could be uninstalled. It also includes a built-in duplicate file finder and makes smart recommendations regarding which files you can safely back up to the cloud and remove from your device. Files Go is an essential download for every Android user. ■





Take a Screen Break

Give your eyes a rest from your browser by taking our fiendish fortnightly challenges. Can you guess our video-game emoji and our web year?

**WIN A
WEB USER
2017 BACK
ISSUES DISC!**

Email your answers to
webuser@dennis.co.uk
- one correct entry
will win a disc



CAN YOU GUESS THE VIDEO-GAME TITLES FROM THE EMOJI?

1



2



3



4



5



6



GUESS THE TECHNOLOGY YEAR

Can you work out which year the following tech news stories occurred in? No cheating!

1

Bill Gates approaches Google to propose a merger between the search giant and Microsoft. His advances are politely rebuffed.



2

In April, Apple launches its iTunes digital-music store in the US. More than one million songs are downloaded in the first week.



3

The first public version of the voice-over-internet protocol service Skype is released. Two years later, the company is bought by eBay.



4

Nokia launches its iconic 3310 handset, which becomes the most popular mobile phone ever, with more than 250 million sold.



5

The UK ISP NTL is reprimanded by consumer watchdogs for describing its 128Kbps internet service as "high-speed broadband".



COMPETITIONS

WIN 1 OF 2

Adobe Premiere Elements 2018

Adobe Premiere Elements 2018 won our Gold Award in Issue 453 for its industry-standard video-editing capabilities. The brilliantly designed and simple interface, combined with an abundance of special effects, allows everyone to learn how to edit videos with ease. To enter, email your address to webusercomp@dennis.co.uk with 'Adobe' in the subject line. For more information, visit www.adobe.com/uk and follow @AdobeUK on Twitter.



**WORTH
£86.56
EACH**

WIN 1 OF 6

MAGIX Music Maker Plus

The new version of MAGIX Music Maker is the most versatile and powerful ever. It uses every core in a PC's processor, letting you add significantly more instruments and effects simultaneously. To enter, email your address to webusercomp@dennis.co.uk with 'music maker' in the subject line. For more information, visit www.magix.com/gb and follow @MAGIX_INT on Twitter.



**WORTH
£49.99
EACH**



FAQ

Everything you need to know about the most interesting new technology trends and events

Our guide to IGTV

Instagram Television is here but is there anything worth watching, or should you stick with YouTube? **David Crookes** tunes in to find out

What is it?

IGTV is a new video service from Instagram that's designed to be viewed on mobile devices. It lets you watch and upload videos that are much longer than the 60 seconds allowed on Instagram, and the hope is that it will take on YouTube once it has finished rolling out across the world.

How does it work?

At its heart, IGTV is similar to its rivals. Launch the app and you're presented with suggested video content – you just scroll through and tap a thumbnail to view. As well as letting you stream and create videos lasting up to an hour, one of its key features is vertical viewing. All the videos take advantage of the full screen of your phone in its normal position, so you don't need to flip the device horizontally to watch (a blessing if you have rotation-lock on). It may seem like a small difference, but the emphasis is on convenience and ease of use.

So how do I get it?

There are two ways to access IGTV. You can either download the free IGTV app for iOS (bit.ly/igtvios455) or Android



Credit: Alexander Supertramp / Shutterstock.com

(bit.ly/igtvdroid455), or access the service via the latest version of the Instagram app. In the first instance, installing the new app will pick up on your existing Instagram account and log you in with a tap. In the second, you just need to select the new orange IGTV icon at the top of the Instagram screen when you're on the Home tab.

Is it worth trying?

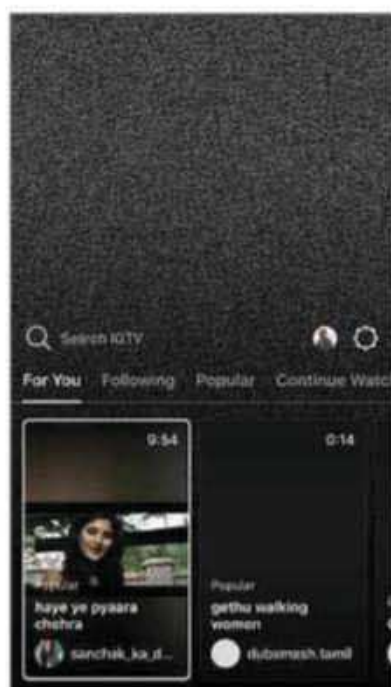
That depends on how much video you can handle and, of course, how much quality 'television' ends up being created – at the moment, there's not a lot. As it stands, IGTV doesn't have anywhere near as much content as YouTube, but Instagram wants to encourage its billion users to take the plunge by ensuring you can access and create videos as simply as possible. It also gives you full control over the videos you watch on IGTV, so your feed doesn't become cluttered with unwanted content shared by Instagram friends and pages.

How do I find videos?

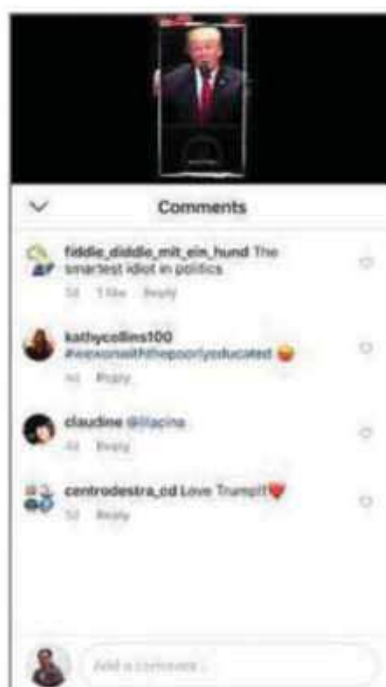
Once you've landed on the IGTV interface, a video plays automatically (after displaying some vintage TV snow) and you'll also see a number of categories: For You offers suggested content that Instagram thinks you may like; Following pulls in long-form videos from people you're connected with; Popular flags content that's highly rated by users; and Continue Watching lets you quickly resume videos that you abandoned mid-way through. There's also a search facility – tap it to see a list



IGTV solves the problem of videos not playing at the right orientation



You might think IGTV isn't working but it's really just being quirky



You can comment on videos but you can't embed them elsewhere

of suggested people whose content you may like to watch, as well as a box to enter your search terms.

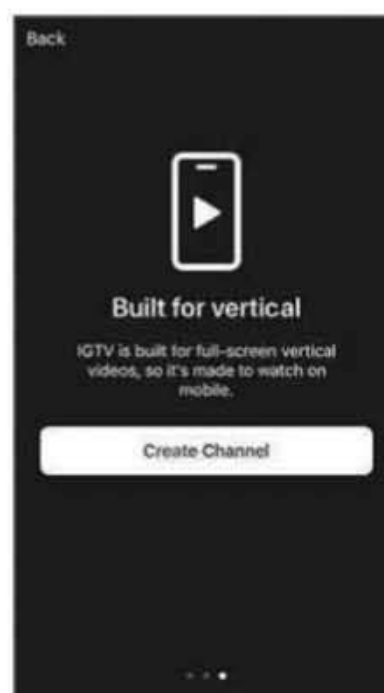
Does IGTV have channels?

It does indeed. The channels are directly associated with the creators, so when you follow a creator, their IGTV channel is made available to watch. This lets Instagrammers easily group all their videos together so that viewers can make their way through them one by one.

IGTV also wants people to interact with videos by 'liking' and commenting on them. Videos can be shared with your friends and groups, but there's currently no way to embed Instagram videos on other websites, which is one of the big plus points of YouTube.



The publicity-hungry Kardashians are already broadcasting on IGTV



Create a channel on IGTV to share your videos with your followers



Videos you upload to IGTV must fit the service's size requirements

Are there any adverts?

Not at the moment, but we expect Instagram (or at least its parent company, Facebook) will be looking to make the IGTV platform pay its way at some point. This means creators are also unable to earn any advertising revenue right now, so while Instagram has convinced some major names (the Kardashians are there), it may be a while before many of the big hitters from YouTube decide to move over to IGTV, unless they simply want some extra publicity.

Can anyone become a creator?

Yes. In the IGTV and Instagram apps, you just tap the television icon in the top-right of the feed, choose Settings, then Create Channel and follow the on-screen instructions. On the web, go to [instagram.com](https://www.instagram.com), select your profile or IGTV and click Create Channel. You can then upload videos to your channel and monitor the number of views by tapping your videos, opening the three-dot menu and selecting Insights. This also tells you how many people have liked your videos and the average percentage watched, and lets you read any comments.

So I can upload an hour-long epic?

Only if it meets IGTV's requirements and only from your computer. Disappointingly, most of us will only be able to upload videos lasting between 15 seconds and 10 minutes. For films up to 60 minutes long, you need lots of followers and a verified account. This creates a two-tier system where celebrities and well-followed video-makers have a distinct advantage.

Are there any other requirements for videos?

Yes. They must be in the MP4 file format, filmed vertically with an aspect ratio of 9:16. They must also have a minimum frame rate of 30fps, a minimum resolution of 720 pixels and be a maximum of 650MB for 10-minute videos and 3.6GB for those up to 60 minutes. The cover photo needs to be 420 x 654 pixels and can't be edited after uploading.

Can I make my videos private?

Again, yes. If you delve into your privacy settings and set your account to private, then only your followers will be able to watch the videos.

Is IGTV going to be a success?

Instagram certainly hopes so but its owner, Facebook, has struggled to make its mark in this area before. Last August, it launched Facebook Watch, providing a dedicated place away from the core News Feed to view videos. The plan was to mix professionally produced shows with user content and live broadcasts while making video viewing more social. But although Facebook has a staggering two billion users, Facebook Watch has yet to capture the imagination.



Facebook Watch failed to catch on with viewers

So why try again?

While being acutely aware that people don't tend to visit Facebook for video, Instagram is playing (preying, even) on the fact that its younger users already post lots of videos on the social network and will therefore be more eager to whip out their phones to create and view content than older Facebook users. That said, Facebook is not abandoning Watch and is still ordering shows and splashing the cash to try and make it a success.

Will it be the end of YouTube?

That's unlikely. Professional-quality TV and music creators are still likely to prefer the horizontal format of YouTube, which also remains best for movie-trailers and sport. But Instagram could corner the market in social-viewing experiences and prove attractive if it adopts a more favourable revenue-sharing model, once it's inevitably introduced. It's also likely that content creators will use both services for different audiences.

CAN I WATCH PROFESSIONAL BROADCASTS?

Early adopters of IGTV include some of the UK's biggest media brands: BBC News, ITV News and Sky News, as well as NME, Vice, The Economist, Esquire and Vogue. According to the media-industry website Press Gazette, one BBC Stories video attracted 60,000 views on IGTV after a week (bit.ly/press455) - 60 times the number its Instagram feed usually attracts.



DOWNLOAD ANYTHING YOU LIKE FOR FREE!

COVER
FEATURE

Get everything you thought you couldn't from the web – for free. **Robert Irvine** reveals how to beat common restrictions and find brilliant stuff to download

The term 'downloading from the web' is synonymous with free software and conjures images of big green Download buttons, but there are lots of other useful things online that aren't as easy to download – unless you know how. Photos, music, videos, maps and other interesting content often don't come flanked by a handy download button, but where there's a will, *Web User* has a way!

In this feature, we reveal how to download all the

stuff from the web that you thought you couldn't, without paying for it but without breaking the law. From streaming audio and classic films to grabbing every image from a web page and even the entire site, we've got all the tricks you need to download stuff you didn't even know you *could* download.

We also explain how to download content, software and apps that have been removed from official sources in the UK. You'll never be thwarted by the lack of a Download button again.

DOWNLOAD WITHOUT A DOWNLOAD BUTTON

ANY AUDIO YOU HEAR ON ANY WEBSITE

Streaming is designed to be ephemeral, which means that music and other audio you play in your browser is supposed to stay there. But as anyone who used to tape radio shows will tell you, there's nothing like having your own copies of cool stuff you hear, which makes Chrome Audio Capture (bit.ly/capture455) an invaluable tool. This nifty extension lets you record any audio that's playing in the current browser tab, and save it to your computer in MP3 or WAV format.

To start recording, click the add-on's toolbar button and choose Start Capture; you can cancel or download at any time, record multiple tabs simultaneously and mute tabs that are being captured to avoid audio spoilers.

Download this:

You can feasibly use Chrome Audio Capture to record radio streams, podcasts, sound from online videos and even web-based voice calls. The maximum capture time is officially 20 minutes "due to Chrome memory constraints", but you can exceed this limit if you don't mind sacrificing sound quality. Remember that any audio you 'rip' must only be kept for your personal use, to avoid infringing copyright.

For Firefox, try the similar Audio Downloader Prime (bit.ly/audio455).



Record anything you hear on the web using Chrome Audio Capture

FAVOURITE SONGS FROM STREAMING SERVICES

The paid-for versions of music-streaming services Spotify and Deezer let you download songs to listen to offline, on both desktop and mobile. The free versions require an internet connection to play music – unless, that is, you install the Chrome extension Spotify Deezer Music Downloader (bit.ly/spotify455), which lets you save tracks to your computer in MP3 format.

Download this:

The add-on only works with the web players for either service, rather than their apps, and only for songs you've added to playlists, not those in search results or on the home screen. Just click the green Download button that now appears next to a track to save it to your Downloads folder.



You can download songs from the Spotify Web Player to play offline

PHOTOS AND VIDEOS FROM INSTAGRAM

Instagram users have long clamoured for a way to download all their photos and videos at once and, in April, the social network finally added one, although not in the way you might expect. Rather than clicking a big Download button, Instagram now lets you request a file containing everything you've shared on the site, to comply with the new GDPR regulation.

To download your Instagram photos and videos, go to bit.ly/insta455 in your desktop browser, sign in and click the Request Download button. You'll then be emailed a link containing all your data, although this can take up to 48 hours.

Download this:

If you'd prefer to save photos to your phone or you want to grab other people's (publicly available) Instagram content, QuickSave (bit.ly/quick455) is your friend. This free Android app lets you easily download

and repost Instagram photos and videos on your phone.



QuickSave lets you download photos from Instagram to your phone

OTHER USERS' PHOTO ALBUMS FROM FLICKR

Despite the rise of Google Photos and Instagram, Flickr is still a very popular way of sharing photos online (Yahoo sold the service to Smug Mug earlier this year). It's also a great source of high-quality images that you can use as desktop wallpaper, once you work out how to download them (and remember to respect copyright). To grab a batch of pictures from another Flickr member, click their username, then choose Albums. Hover over or click an album thumbnail to make a download icon appear. Click this and choose 'Create zip file' to package up the photos. A download link will be emailed to your account.

Download this:

We like the colourful photos in the Wildlife album by Flickr user Jeff S (bit.ly/jeffs455), whose work is available to reuse provided you credit him. Avoid downloading albums with the licence 'All rights reserved', because their contents are restricted by the photographer.



Download photo albums from Flickr but always respect the licence

MAPS OF ENTIRE COUNTRIES TO YOUR PC

One of the most useful features in the Google Maps mobile app is the ability to download maps to use offline, so you don't get lost when you lose your connection. On the desktop, however, Google has never offered a download option because it wants you to use Maps 'in the cloud' where it can keep its eye on you. There used to be several free tools that let you save Google maps to your PC, but since the service was redesigned they no longer work. If you don't mind using Bing Maps instead, and you're running Windows 10, you can download maps for entire countries to explore offline. Open the Maps app, click the menu in the top-right corner and choose Settings, then click the 'Choose maps' button under 'Offline



maps'. On the next screen, click the 'Download maps' button, select a continent and choose a country.

Download this:

The United Kingdom option is divided into England, Northern Ireland, Scotland and Wales, or you can choose 'All regions' to save the lot in a 453MB download. The offline maps are fully searchable, offer a choice of views (road, aerial, Streetside) and even provide you with turn-by-turn directions. You can also print the current view.



Windows 10's Maps app lets you save maps to your desktop to use offline

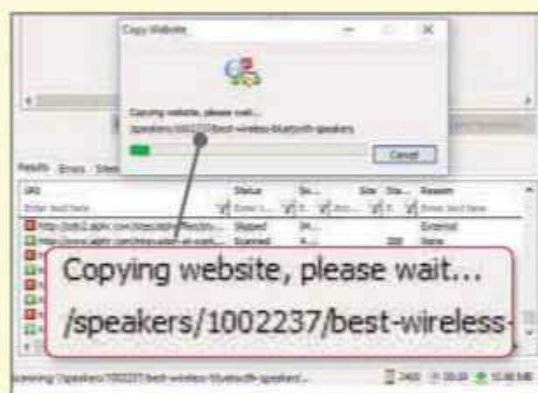
EVERYTHING FROM A WEBSITE TO BROWSE OFFLINE

When a website disappears – intermittently or permanently – you can lose access to useful and interesting content. The Wayback Machine (see the tip 'Websites that aren't there anymore' on the opposite page) preserves certain pages by taking regular 'snapshots' of them, but if you want to save a complete site as it appears now, to keep forever, then your best bet is to download it, so you can browse its content offline if you lose connection. That may sound impossible – you rarely see a 'Download this whole site!' button – but it's actually very straightforward, thanks to the brilliant Cyotek WebCopy (bit.ly/cyotek455). Simply copy a URL into this

free program, click the Project menu and select Copy Website. Everything on that site will then be 'crawled' and downloaded to your PC – you can choose which folder to save to. Once the download is complete, click the File menu, choose Save, then open the Save folder to view the site offline.

Download this:

You can download virtually any website using Cyotek WebCopy, but bear in mind that larger sites will take a long time. Cyotek also warns that it may not be able to make true copies of sites that use JavaScript to dynamically generate links. You can create rules to tell the program to include or exclude specific elements from downloads.



Download complete websites to keep forever using Cyotek WebCopy

EVERY WIKIPEDIA ARTICLE AND TED TALK

Saving individual articles from Wikipedia is simple – just click the 'Download as PDF' link on the left-hand side of the page. It also used to be possible to compile a book of selected entries in PDF format, but this option is currently unavailable, due to "severe issues with our existing system". For some really great-value summer reading, install Kiwix (kiwix.org), which lets you download the whole online encyclopedia to peruse at your leisure offline on Windows, MacOS, Linux,

Android or iOS. The English-language version of the site is a whopping 60GB in size, so you may prefer the 20GB Light version.

Download this:

As well as Wikipedia and its sister sites WikiVoyage, WikiSource and Wiktionary, Kiwix now lets you download every TED talk, so you can sit back and watch thought-provoking video speeches from experts in the fields of technology, entertainment, design and more.



Kiwix lets you download TED talks as well as the whole of Wikipedia

EVERY IMAGE FROM A WEB PAGE IN ONE GO

Downloading photos from the web isn't difficult – just right-click the image and choose 'Save image as'. But when you want to grab multiple pictures from a page, the process becomes quite tedious. Save yourself time and hassle by installing Gallerify for Chrome (bit.ly/gallerify455), which automatically detects all images on the page you're viewing and lets you download them all in one go. Alternatively, you can download images individually with a single click or view them in a new tab, with Gallerify helpfully telling you their exact size. For Firefox, try the similar Download All Images (bit.ly/images455).

Download this:

Gallerify is particularly useful for downloading the contents of image galleries on sites such as Pinterest, and even Google Images search results (it only detects pictures your browser has loaded). The downside is that it also downloads icons, logos and other page furniture, which you probably won't want.

Gallerify lets you download every image from a web page in one click



AVOID DOWNLOADING DUPLICATE FILES

How often have you forgotten that you already downloaded a file and ended up with duplicates on your hard drive that waste both your time and your storage? You can avoid double-downloading by installing the Chrome extension No More Duplicates (bit.ly/nomore455), which checks to see if the file you're about to download already exists on your computer. If it does, you can abandon the download, open the existing file or download the second copy anyway.



DOWNLOAD SOMETHING THAT'S NO LONGER THERE

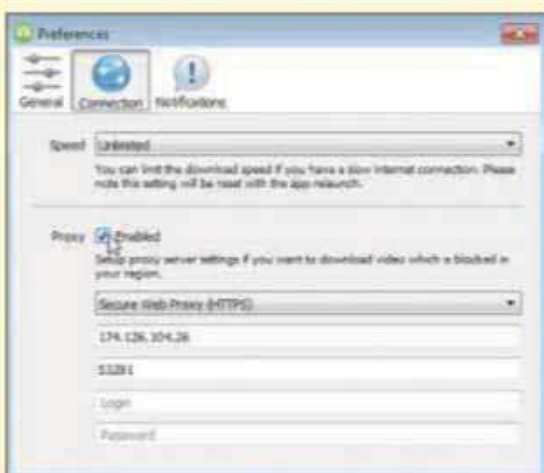
YOUTUBE VIDEOS BLOCKED IN THE UK

Although downloading videos from YouTube to your computer breaches the site's terms of service, there are countless free tools that let you do so for your personal use, of which our favourite is 4K Video Downloader (bit.ly/fkvd450) – see our round-up in Issue 450 (bit.ly/webuser450). But what if the video you want to download is not available in this country, because of restrictions imposed by Google or the uploader? Happily, 4K Video Downloader provides a solution to this problem via its proxy-server option. Click the Preferences button in the top-right corner, choose Connection then tick the Enabled box next to Proxy. Select the proxy type from the drop-down menu and enter the server settings, then close the box and paste your video link as usual.

You can find a list of free proxy servers and the relevant settings at Proxy Nova (bit.ly/proxy455) or Free Proxy List (free-proxy-list.net) – naturally, you should choose one based outside the UK.

Download this:

The team behind 4K Video Downloader stresses that its proxy tool can only be used to download YouTube videos that are unavailable in specific countries – not those that have been removed on copyright grounds. This means it won't work with content blocked by BBC Worldwide or Channel 4 – even if you are a licence-fee payer!



4K Video Downloader's proxy tool lets you download geo-restricted videos

WEBSITES THAT AREN'T THERE ANY MORE

Websites vanish from the internet every day – perhaps abandoned by their creators, removed for legal reasons or pulled accidentally. Whatever the reason, it's depressing to click a fondly



Download websites that have vanished using Wayback Machine Downloader

remembered bookmark only to find it's no longer there. The brilliant Wayback Machine (web.archive.org), which stores more than 333 billion snapshots of web pages captured over time, lets you easily access online content from the past, and with the help of a third-party tool, you can download defunct sites, too.

There are lots of Wayback Machine downloaders, but most of them don't work or they charge you to download websites that they don't even own. One tool that does neither is Wayback Machine Downloader (archiveorg.download), although it does require you to register for a free account. Once you've signed up, enter the URL of the site you want to recover, specify what you want to save – the whole thing or just the main page – and choose a snapshot date from the drop-down menu. Click Save to convert the site, then download it as a Zip file (refresh the page if conversion hangs). You now have a copy of the old site to keep forever.

Download this:

Web User once had a daily blog called Seen This, which rounded up funny videos, quirky games and general silliness from around the web. It mysteriously vanished in 2009, but you can still download samples of this cornucopia of craziness using the Wayback Machine Downloader – search for <http://seenthis.webuser.co.uk>.



We're pleased our fondly remembered Seen This blog isn't lost forever

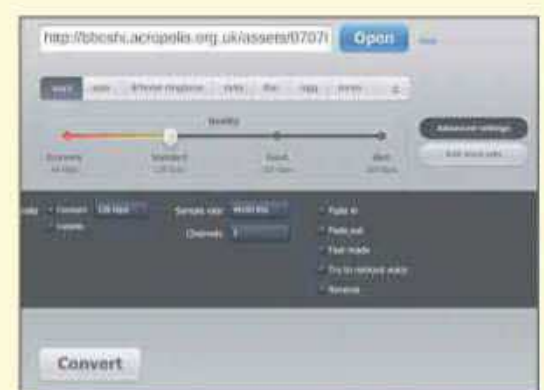
APPS BANNED FROM APP STORES

Google usually has good reason to remove apps from the Play store – namely, that they're potentially malicious or deceptive – but it also objects to tools that undermine its own products and business model, such as ad blockers and apps that require rooting. Many such apps are available to download from the alternative app stores F-Droid (f-droid.org) and Aptoide (en.aptoide.com), if you're willing to

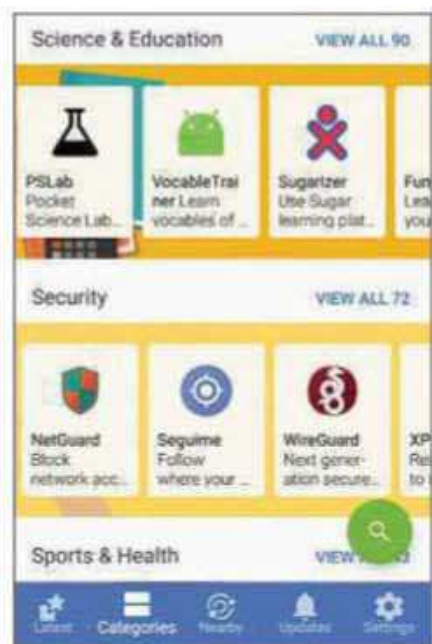
CONVERT AND DOWNLOAD BBC SOUND EFFECTS

Back in April, the BBC launched its brilliant online Sound Effects archive (bbcsfx.acropolis.org.uk), which lets you play and download more than 16,000 sound effects for free and use them from your own projects. These include such quirky audio delights as 'half a dozen werewolves', 'walking uphill in skis' and 'house to house milk delivery, late morning'. The trouble is that all the files are in WAV format, which may be better quality than MP3 (being uncompressed and lossless), but also makes downloads larger and incompatible with many devices and apps.

You can solve this problem using the handy free tool Online Audio Converter (online-audio-converter.com). Right-click a Download button next to a BBC sound effect, choose Copy link address, then click the URL link on Online Audio Converter and paste the address. Click Open, select an audio format to convert to – such as MP3, FLAC or iPhone ringtone – and click Convert. Once the file has been converted, you can either download it or save it to Google Drive or Dropbox.



take the risk. First, go to Settings, Security on your Android device and select the option to allow installation of apps from unknown sources, then open the store's website in your mobile browser and download the app. On



F-Droid lets you download Android apps not on Google Play

Apitode, make sure any apps you download have a green-shield icon to show that they're trusted. Apple is even stricter about the apps it allows in its App Store, forbidding tools such as screen recorders, emulators and content blockers. You can get around this restriction by jailbreaking your iPhone or iPad, but this will invalidate the warranty and could even 'brick' the device, so you're better off using Emu4iOS (emu4ios.net). This "one-stop shop" lets you download apps that Apple disallows, without jailbreaking your iOS device – look for those marked with a green line to show that they actually work.

Download this:

One of the most popular apps on F-Droid is NewPipe (bit.ly/newpipe455), which lets you watch YouTube videos without ads, download them to play offline and browse without Google tracking you. It does, however, require some odd permissions, such as "draw over other apps", which we'd recommend you review before installing.

OLD AND DISCONTINUED SOFTWARE

If a program you like has been removed from the developer's website or replaced with a newer version that isn't as good or is bundled with junk, you might be able to download a copy from OldVersion.com (www.oldversion.com)



Download your preferred versions of favourite programs from OldApps

or OldApps (www.oldapps.com). These repositories offer thousands of old versions of programs for Windows, MacOS and Linux – "because newer is not always better" – across categories such as Image Editing, Audio Utilities and Office. Just click the name of an application and choose the version you want to download.

Remember that outdated versions of web-connected software, such as browsers, communication tools and security programs, put your PC at risk, so they're best avoided.

Download this:

Poor Winamp was once the audiophile's music player of choice, but it was treated shoddily by various owners and hasn't been updated for five years. It still works, though, and remains popular on OldVersion .com (bit.ly/winamp455), where it's been downloaded more than half a million times.

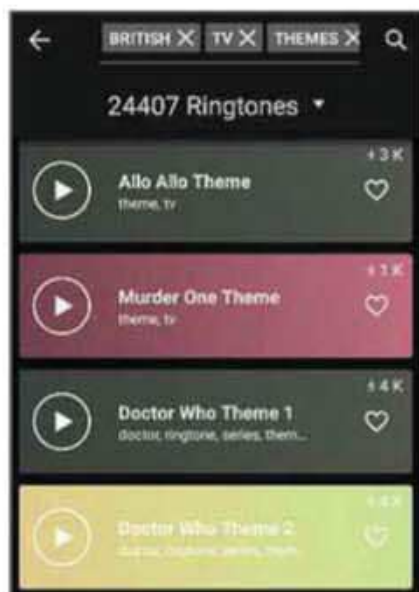


Winamp remains a popular download among lovers of classic software

DOWNLOAD FOR FREE WHAT OTHERS PAY FOR

PERSONALISED RINGTONES FOR YOUR PHONE

Back in the mid-2000s, the execrable Crazy Frog ringtone generated sales of more than \$400m (£307m). Personalised ringtones remain popular but aren't as tacky as they used to be, and you no longer need to pay for them. To make your Android phone or iPhone



Download free ringtones of songs, TV themes and more from Zedge

sound more interesting, head to Zedge (www.zedge.net), where you'll find more than a million good quality free ringtones to download via its website or app, as created and shared by the Zedge community.

Download this:

You can pretend you're an astronaut (or Mission Control staff) by downloading a ringtone from NASA's archive (bit.ly/nasa455). Available for Android (via NASA's app) and iOS (via iTunes), these audio clips from space missions include: "Houston we've had a problem" and "That's one small step for (a) man".

AUDIOBOOKS OF CLASSIC LITERATURE

Thousands of classic novels that have entered the public domain (meaning their copyright has expired) can now be downloaded for free in ebook or PDF format, but audiobooks of the same titles remain pricey. True, this is often because they're a new recording by a famous name, but it's unlikely that Charles Dickens has made any improvements to *Great Expectations* in recent years, so why pay £25 to have it read to you? Instead, check out the vast catalogues of free audiobooks at

LibriVox (librivox.org) and Project Gutenberg (bit.ly/gutenaudio423), which are read by volunteers and can be downloaded with a single click, with no registration required.

Download this:

Ever wanted to read James Joyce's *Ulysses*, but been too intimidated? Then why not download the free, 32-hour audiobook from LibriVox (bit.ly/joyce455), and save £86 on the version sold by Amazon? Nobody's been brave enough yet to take on *Finnegans Wake*!



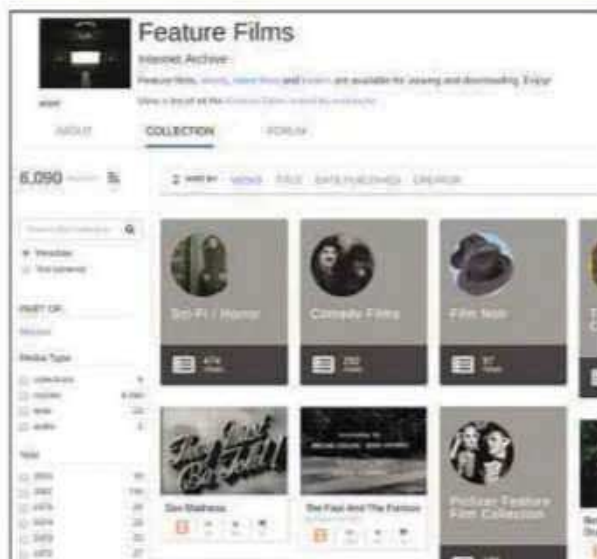
Download free audiobooks of classic novels from LibriVox

CLASSIC FILMS FROM THE LAST CENTURY

The vast Internet Archive (archive.org) offers thousands of full-length films to download for free, spanning the last 100 years – and because they're in the public domain, it's all legal. The trouble is that its messy, random presentation can make it difficult to root out the gems (*Night of the Living Dead*, *His Girl Friday*, *A Star is Born*) from among the dross (*Attack of the Giant Leeches*, *The Brain that Wouldn't Die*, *Hot Rod Girl*), even when you apply its many search filters. Still, if you're a fan of silent and early cinema, wobbly animated shorts and obscure B-movies, it's hard to beat, and it offers a choice of download options, including MPEG-4, Ogg Video and torrents.

Download this:

Fans of Alfred Hitchcock will find plenty to enjoy on the Internet Archive, which lets you download many of his pre-Hollywood films, including *The Lady Vanishes*, *The 39 Steps*, *The Man Who Knew Too Much* and *Foreign Correspondent*. The Blu-ray box set of those titles costs £85, though of course the picture quality is a lot better!



The Internet Archive lets you download thousands of old films for free

FULL VERSIONS OF COMMERCIAL GAMES

Many of the most popular PC games cost £40 or more, but wait a few years and there's the chance you can get them for nothing, if the publishers kindly decide to release them as freeware. Such is the case with well-known titles including classic strategy game Command & Conquer: Red Alert (bit.ly/redalert455), first-person shooter Tribes 2 (tribesnext.com) and the amazing StarCraft and StarCraft: Brood War (bit.ly/starcraft455), which went free last year.



You can download a full version of classic strategy game Starcraft for free

Download this:

Discover more full versions of commercial games to download for free on Wikipedia's dedicated page at bit.ly/games455. There are dozens of titles listed, with the download links provided in the footnotes at the bottom of the page. Our sister site Expert Reviews also has a round up of paid-for games gone free at bit.ly/expert455.

PAID-FOR SOFTWARE AND MOBILE APPS

Free software is the lifeblood of this magazine, but paid-for programs invariably offer more features and power, with no ads or bundled junk. You can download commercial software for free every day from Giveaway of the Day (www.giveawayoftheday.com) and Giveaway Club (www.giveaway-club.com). Although some of the programs and games are quite obscure – for example, GridinSoft Anti-Malware – you do get a few big names. Recently,

these have included IObit Driver Booster Pro, Softmaker Office NX Home and MiniTool ShadowMaker Pro. Each program is only available for 24 hours, so if you like the look of something, you should download it immediately. It's worth following both sites on Facebook and Twitter to stay abreast of the latest additions.

Download this:

As well as Windows software and games, Giveaway of the Day lets you download paid-for apps for free every day, for both Android and iOS. When we visited, giveaways included I Am Rich, the “costliest app on the Play store”, which usually costs £299.99 and does nothing more than show a coin symbol on your screen! ■



Download paid-for PC software for free from Giveaway of the Day

NEXT ISSUE

on sale Wednesday 22 August 2018

The Advanced Guide to EMAIL

Expert tips and fixes to make your messages smarter and more secure



PLUS...

- **RUN SOFTWARE ANYWHERE**
Use your favourite Windows programs on any device
- **BLOCK ALL NOTIFICATIONS**
Stop websites pestering you with annoying alerts
- **STREAMLINE YOUR PHONE**
Install lightweight versions of all your favourite apps

**SUBSCRIBE TO WEB USER AT
SUBSCRIBE.WEBUSER.CO.UK**

iTunes alternatives for backing up your iPhone



Apple's iTunes software used to be the only way to back up your iOS device, but that's no longer true. **Andy Shaw** tests six alternatives for managing your iPhone or iPad and its contents from your PC

Air Transfer | bit.ly/aitr455 | ★★★★★
FEATURES ★★★★★ PERFORMANCE ★★★★★ EASE OF USE ★★★★★

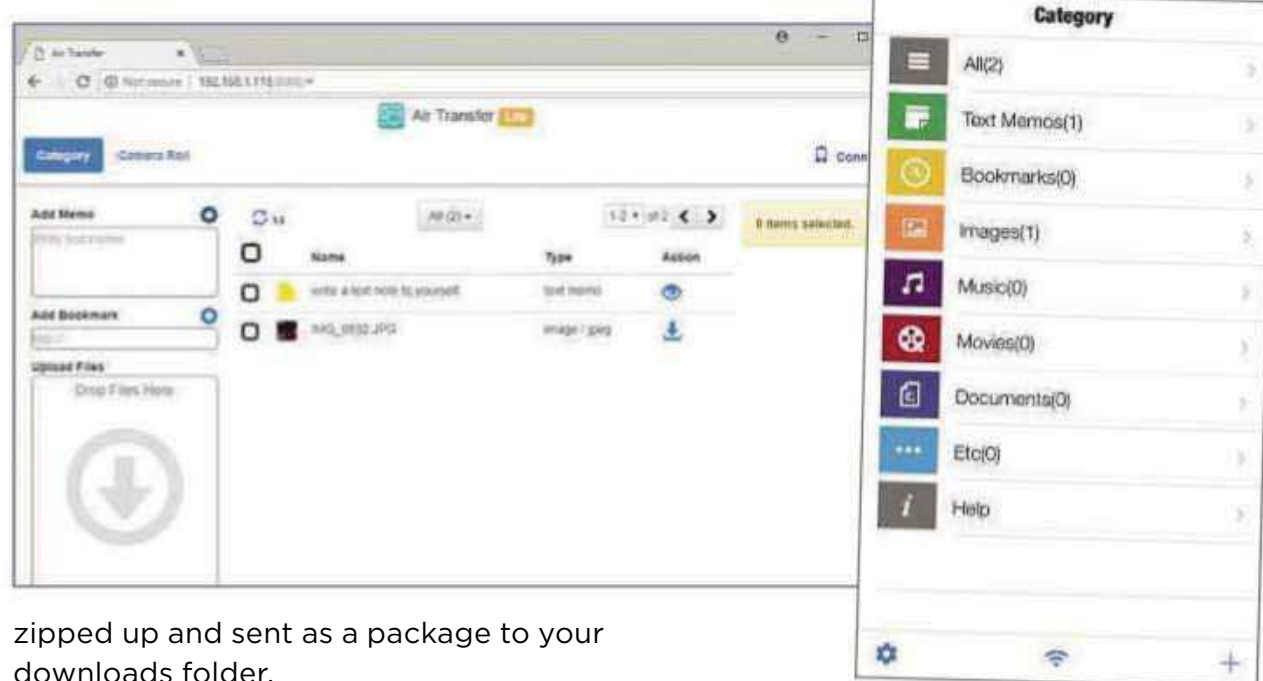


What we liked:

What could be a better replacement for iTunes and its bloated, resource-gobbling bulk than a service that you don't even have to install on your PC? If all you want to do is transfer files back and forth between your PC and iOS device, this simple app is an absolute boon. The only caveat is that your devices have to be connected to the same Wi-Fi network, but this is only a problem if your PC is connected to your router via an Ethernet cable.

Once you've got the Wi-Fi sorted out and have installed the app, simply type the IP address from the app into the address bar of a browser on your PC. A web page opens, creating a kind of synced holding area between the two devices. When you first load Air Transfer, the holding area is empty. You then just drag and drop files to it from your PC, or import items such as photos and videos from your iOS device.

The connection refreshes every 14 seconds, so if you export an image from your phone to the app, for example, it appears in the connected PC's browser within seconds. From there, you can download it as you would any other file. If you select more than one, the files are



zipped up and sent as a package to your downloads folder.

Uploading files to iOS devices works just as well: the files appear in the app automatically and, from there, you can tap the Share button to send the file to the appropriate app.

The service doesn't do much else but – so what? The single biggest headache in managing an iPhone or iPad without iTunes is transferring files, and this simple, ingenious tool does it wirelessly and with aplomb.

How it can be improved:

Air Transfer works beautifully but design-wise it's a little rough around the edges and could do with some aesthetic

attention to make it look the part. There's also an in-app purchase of £1.99 but it isn't particularly clear what this buys you.

OUR VERDICT

Getting files and photos from your iOS device to your PC should be a simple task, but iTunes makes it a chore. Air Transfer takes all the fuss out of the process by providing a handy wireless 'holding area' for each device to send and receive files from the other.

iDevice Manager | bit.ly/idm455 | ★★★★★☆

FEATURES ★★★★★☆ PERFORMANCE ★★★★★☆ EASE OF USE ★★★★★☆



What we liked:

Launch iDevice Manager with your iOS device connected to a USB port on your PC, and you could be forgiven for thinking that you've taken a step back in time.

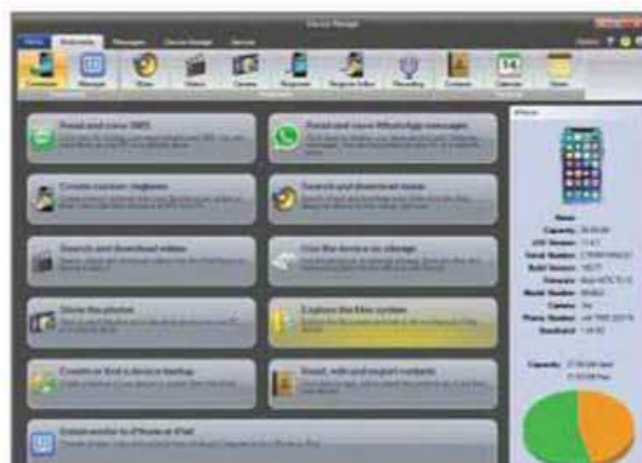
The interface is ugly, unwieldy and doesn't behave the way you'd expect it to. However, all this can be (just about) forgiven if you concentrate on what iDevice Manager actually does.

We set it to download every photo and video from our device and it happily worked away until they were all present and correct on our PC's hard drive. If you're looking for a quick and simple way to get a complete backup of your device's photos with a minimum of fuss, iDevice Manager does the job.

You can also use it to view and download your contacts, view text files that you've stored as Notes on your device, and a whole lot more.

How it can be improved:

There are limits to what the software can do and sending files to your iOS



device from your PC requires the Pro version. This is reasonably priced at \$11.90 (around £9) but you can do it for free if you use our Gold Award-winner. Also, the clunky, cumbersome interface really is an eyesore.

OUR VERDICT

For a one-way backup of your photos and other files, iDevice Manager is a useful tool that provides a smattering of extra functions. However, we were less impressed with its design and some of its counter-intuitive controls.

AnyTrans for iOS | bit.ly/anyt455 | ★★★★★☆

FEATURES ★★★★★☆ PERFORMANCE ★★★★★☆ EASE OF USE ★★★★★☆



What we liked:

This software-and-app combo is available for iOS and Android, so if you're having problems backing up and transferring files

from a range of devices, this could be a handy all-in-one solution. The downside is that the free version is actually a trial of paid-for software, which costs \$39.99 (around £30).

The biggest obstacle we hit was the transfer quota, which kicks in at 50 items per day. While this is far from unreasonable, it may take a few days to back up your entire photo collection, for example. However, once you've got your initial bulk of files out of the way, you're unlikely to overstep the limit on a regular basis.

If you have iTunes installed, AnyTrans can take over and manage your existing library of songs and other files.

How it can be improved:

Some elements didn't seem to work as



well as we'd have liked. For example, there's a download manager, which means you can quickly transfer items such as YouTube videos to your mobile device for watching offline. While this sounds great, we couldn't get it to work.

OUR VERDICT

This is perhaps the closest thing to iTunes among our award winners, and it can even connect to your existing iTunes library to manage your purchased songs and movies. It's easy to use and well designed, but you'll need to spend £30 to get the most out of it.

BEST OF THE REST

AirDroid

www.airdroid.com

Like AnyTrans, AirDroid works on multiple devices including Android. It's got a little more polish to its interface but, as you might have guessed from its name, the iOS version plays second fiddle to Android and doesn't have as many features. For example, it won't let you upload files from a PC to an iOS device.



iTools

bit.ly/itoo455

There's a lot to like about iTools and, if you're familiar with iTunes, you'll have no problem finding your way around. The free version is only a trial, though, and hits limits very quickly – you can only transfer 20 photos, for example. You can pay \$30 (around £23) to get rid of the restrictions, but that's expensive considering what you get for free from the other tools reviewed here.



iExplorer

bit.ly/iexp455

iExplorer is also a trial version, which runs in demo mode unless you buy a full licence for \$39.99 (around £30). You also have to have iTunes installed to run this software, which makes the whole exercise seem rather pointless.





Dodgy privacy settings

When Windows 10 first arrived, it had a rather lax approach to user privacy (as this magazine frequently pointed out). The operating system furtively tracked how it was running and what you were doing with it, and sent this information back to Microsoft by default, without giving you the option to disable the function or even see what data was being gathered. Each subsequent feature update has reduced this spying in Windows 10 and given more control back to users, but if you're still concerned about your privacy, then you need O&O ShutUp10 (bit.ly/shutup455). This free program doesn't need to be installed – just run it and you'll be presented with a long list of settings you can enable or disable, all grouped by category (Privacy, App Privacy, Security, Microsoft Edge,



O&O ShutUp10 lets you easily manage Windows 10's privacy settings

Synchronisation of Windows Settings, Cortana, Location Services, User Behaviour, Windows Update and more). You can allow the program to apply the recommended options automatically or manually choose which settings to enable or disable.

Missing or corrupted features

Occasionally, Windows 10 features can vanish or stop working, apparently without reason. The lightweight and fully portable free program FixWin 10 (bit.ly/fixwin455) can restore or repair many of these troublesome tools. It offers around 50 or so fixes spread across categories including File Explorer, Internet & Connectivity, Windows 10 and System Tools. As well as being able to fix problems such as the Recycle Bin going missing from the desktop and the Settings app not opening, it offers a number of troubleshooters you can run. The program also provides easy access to built-in Windows tools such as the System File Checker, which can identify and fix corrupted system files.



Restore and repair missing and broken Windows tools using FixWin10

Troublesome Windows updates

Windows 10 automatically updates itself, so your system always has the latest patches and security fixes installed, but it's not without problems. Occasionally, Microsoft rolls out updates that prove problematic and may cause your PC to freeze or crash. You can stop Windows Updates directly through the operating system, by setting your connection as 'metered' (in Settings, Network & Internet) or by tweaking certain settings, but Sordum's Windows Update Blocker (bit.ly/update455) offers a simpler solution. All you need to do is choose whether or not to enable or disable the Windows Update Service, then click the big Apply Now button. A shield on the right shows the current status of the service.

There's also a Protect Service Settings box which, when ticked, prevents the operating system from interfering with your preference. The Menu button gives you access to some of Windows 10's other settings, so you can stay in control.

Windows Update Blocker doesn't require installation – just unzip the download and run it.



Stop updates messing up your PC using Windows Update Blocker

Diagnose and fix problems

We've claimed in this feature to focus on seven great free tools you can use to overcome the many different problems that Windows 10 can throw at you, but we're going to cheat a bit here by recommending Windows Repair Toolbox (windows-repair-toolbox.com) as the best program for diagnosing and fixing all manner of Windows woes. The reason it's a cheat is because this program doesn't actually identify and overcome the issues itself, but rather provides a front end for a large selection of tools that can handle everything from hardware faults to blue-screen errors and app crashes.

The tools are sorted into categories such as Hardware, Useful Tools, Repairs, 'Backup and Recovery' and Windows. Just click a button for any tool, and it will download and run. ■



Windows Repair Toolbox helps you fix all manner of PC problems



Win10 Security Plus gives Windows a second layer of protection

Although Windows Defender will protect you from most threats on the web, it's still advisable to use dedicated antivirus software from a trusted name such as Norton, Avast or Bitdefender. You can lock your system down further to safeguard your PC from threats using Win10 Security Plus (bit.ly/secplus455), which applies recommended security settings and advanced security enhancements to the operating system.

Just tick the options you require, which include showing hidden and system files and/or file extensions for known files, enabling SmartScreen filter for Edge, disabling autoplay for any device and verifying the signature of downloaded programs. You can either install the software on your PC or run the portable version.

MAKE WINDOWS 10 FIX ITSELF

If you're having major problems with Windows 10, such as corrupt system files and Registry issues, or the OS being stuck in a reboot loop, you can use its built-in Automatic Repair option to try and fix things.

If you can get to the desktop, click Start, go to Settings and select Update & Security. Choose Recovery on the left and click 'Restart now' under 'Advanced start-up'. Windows will restart and a blue screen of options will load. Click Troubleshoot, then select 'Advanced options' on the next screen. You'll now be presented with a number of tools you can use to fix your problems. Click Start-up Repair to launch the Automatic Repair feature. Log into your account and the software will diagnose your PC



Windows 10's Automatic Repair can solve common system woes

for any issues and hopefully repair them for you. If it fails, you can select 'Advanced options' and try something different.

If you can't get to the desktop - because Windows isn't loading, for example - you can access the troubleshooting screen by restarting your PC and pressing the power/reset button before Windows loads. Do this twice more and the screen you need should load.

Old and outdated drivers

Having old, incorrect or broken hardware drivers installed on your PC can lead to all manner of problems. Every time a program or process tries to access that hardware, it could result in your system freezing or crashing. Windows 10 does a good job of ensuring you have the latest - and correct - drivers installed at all times, but it doesn't always update everything, which is where third-party solutions such as Snappy Driver Installer (SDI, sdi-tool.org) can save the day. SDI is available in two versions: Full - a massive 15.5GB download with all the drivers included; or Lite - with just links to the new drivers. Select the latter and click the Download Indexes Only button to scan your PC looking for old or broken drivers to replace. Once the list is complete, choose the ones you require and SDI will install them.



SDI detects outdated drivers and downloads the latest versions

Poor system security

Microsoft is at pains to point out that Windows 10 is its most secure operating system ever, but that doesn't mean it's guaranteed to keep you safe.

Share large files in a flash

Email attachments are typically limited to 10MB, while Bluetooth and NFC are too slow for transferring large files. **Steve Clark** explores the best free ways to send massive files online

CLOUD STORAGE

Share and save multiple files in one location

Easy to use and omnipresent, all the big guns – Microsoft, Google, Amazon – offer cloud storage, as do cloud-specific companies such as go-to file-sharing site, Dropbox (dropbox.com, which Steve Jobs once vowed to kill, before Apple's iCloud copied the service wholesale). Free storage is available – anyone with an Outlook or Gmail account automatically gets 5GB and 15GB at OneDrive (onedrive.live.com) and Google Drive (drive.google.com) respectively. Usefully, you have access to your files on any computer that you're signed in on, as well as on smartphone apps.

Unlike other methods, cloud files exist until you delete them, or stop sharing – so your friends can pick them up at their convenience without you needing to reshare. Better still is the option to share entire folders, without the hassle of manually selecting each individual file.

On the downside, storage for free accounts is limited, so you'll probably have to pay a subscription fee for extra space if you regularly share large files.



PEER-TO-PEER TRANSFER

For when every second counts

It was Napster, the copyright-infringing file-sharing service, that popularised peer-to-peer (P2P) transfers. Now, legal services such as Reep.io (reep.io), JustBeamIt (justbeamit.com) and Fastest.fish (fastest.fish) can instantly create a network path between your computer and the recipient's. And since there's no uploading and downloading to an external server, with files streamed from within your browser, P2P is one of the quickest ways to share.



It's simple: just choose your file and send the download link to the recipient. Reep.io (that's 'peer' spelt backwards, by the way) and Fastest.fish deserve special mention: the former can share multiple password-protected files at once, while the latter supplies a QR code alongside the link, which we scanned to download the file on our phone.

P2P sharing is quick, but it's not always convenient because both you and the recipient need to be online at the same time. And, of course, when you're P2P sharing, make sure you trust the sender before downloading any files they've sent.

FILE-TRANSFER PLATFORMS

The freedom to share your way

Dedicated file transfer platforms do it all. Send Anywhere (send-anywhere.com) is available on almost every platform and lets you upload and send encrypted files via P2P, email or by download link. If both sender and recipient are using Android, there's also offline sharing support where your receiver scans the QR code or inputs a six-digit key to obtain their file. Bear in mind, though, that you have just 10 minutes to grab it, so act fast.

WeTransfer (wetransfer.com) has spent each year since its 2009 launch trimming every ounce of fat from its file-transfer service. You have only two choices: email a file or drop a link across to the recipient – but, frankly, what more do you need when you're in a rush?

As with cloud-storage services, subscribing gives you the privilege of sharing and downloading larger files. If you're not willing to pay, WeTransfer limits you to uploads of 2GB, while Send Anywhere claims to have no limits – although, confusingly, this isn't strictly true and it depends on the method you use for sharing. (bit.ly/salimits455).



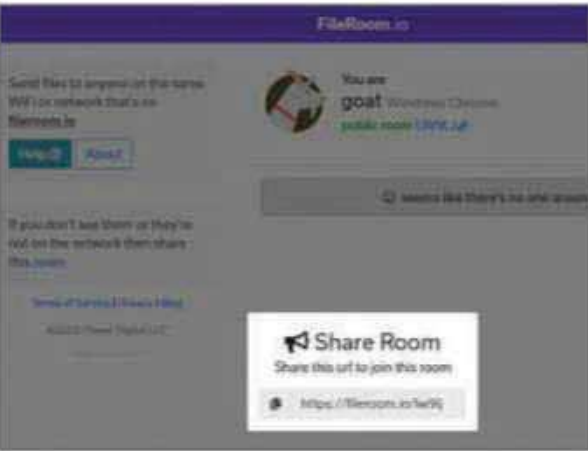
NETWORK SHARING

The best choice when prioritising privacy

If you share the same connection as your friend or colleague, then network-sharing platforms provide a quick, secure way to dole out files. Both Fileroom.io (fileroom.io) and the P2P service Sharedrop.io (sharedrop.io) fit the bill. You're limited to a 2GB file size, but all you need to use them is a web browser – on any device type – and a shared internet connection.

By default, these sites place you in a 'room' populated by other people (or, more specifically, computers on your local network). You're not entirely cut off from the outside world, though: there's an option to share your room's link, so those outside your network can join you.

Security is the attraction here. Unless your internet connection has been compromised, you can be reasonably certain that shared files won't be intercepted or loaded with viruses. But the biggest drawback is that if your network goes down, neither you nor your recipients will be able to access the files.



EMAIL-BASED SHARING

Sharing made as easy as 1-2-3

Emailing large files is a non-starter because email servers don't like hosting enormous attachments that slow down the service. However, there are a handful of file-sharing sites that use email as their sole or core sharing method, without needing to hack those rigid file-size limits.

These are the file-sharing equivalent of a Ford Cortina: not glamorous, but they reliably get the job done. Mozilla's Send (send.firefox.com) and Nofile.io (nofile.io) get the Web User thumbs up. Send has been compared to Snapchat – and with good reason: while the 1GB upload limit compares poorly with rivals, your file self-destructs after 24 hours (or after a set number of downloads).



With a generous 10GB, Nofile.io offers no restrictions on file type and full compatibility with all browsers – but your file won't auto-delete. Instead, it remains in the cloud 'for as long as possible'. If you're worried about potential privacy breaches, it's worth noting that all files are encrypted. But just in case, feel free to set passwords using either of these tools.

OFFLINE FILE SHARING

When you don't want to drain your data

It's not just Send Anywhere and Files Go (see Mini Workshop, below) that offer offline sharing – both Zappy (izapya.com) and Shareit (ushareit.com) support Wi-Fi Direct transfers, which lets two devices connect and share without using mobile data. Originally created for the Asian market – specifically, countries where internet connections are less than stellar – the tools are now readily available across all platforms (yes, even Windows Phone).

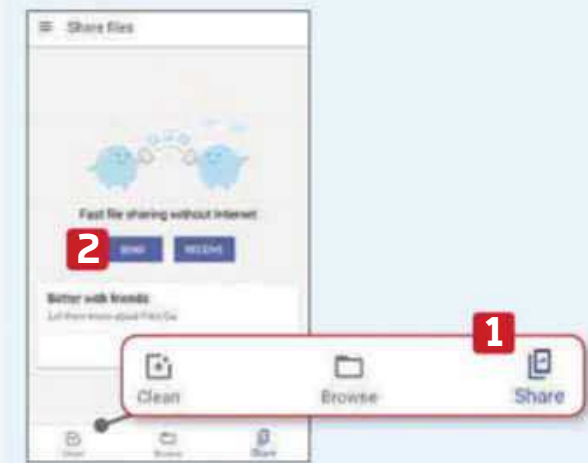


Both apps declare no limits on file size or type, so if you've been secretly yearning to send your pal the hottest apps, you absolutely can. Shareit also has a little extra under the hood – billed as a 'one-stop content platform', it serves users a diet of additional videos, music and films. Whether anyone actually wants this is open to debate – and it's certainly not the app's biggest selling point.

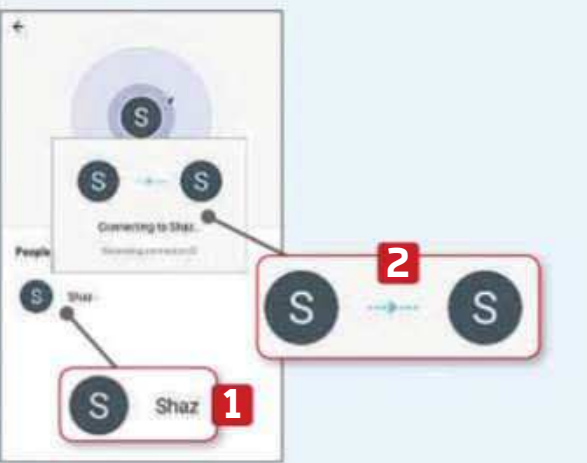
In a data-heavy world, that promise of zero mobile-data use is extremely attractive – although, inevitably, neither interface is as intuitive as Google's own offline sharing tool. ■

MINI WORKSHOP | How to share files offline using Files Go


Google's lightweight file manager for Android, Files Go (filesgo.google.com), now lets you share files with other people four times faster than before. Here's how to use the app



1 At the bottom of the app, you'll find options to Clean, Browse and Share. Tap Share **1** and choose Send. **2** You may be asked to grant permissions, if you haven't already, and set up an identifiable username.



2 Both you and the recipient need to have the app open at the same time and remain in close proximity. Once this is done, you will see their name listed. **1** Click this to connect the two devices. **2**



3 Once paired, choose a category and select a file you want to share. Press Send. The file displays on the recipient's phone – tap to open it. After you've shared your files, tap Back to disconnect from the recipient.



Practical WebUser

16 pages of workshops, tips, projects and problem solving

Replace the Windows 10 Start menu with a classic version

Classic Start is a new version of the popular but discontinued Classic Shell. Here's how to use it

Classic Start: bit.ly/classicstart455 | 20 mins | Windows 10

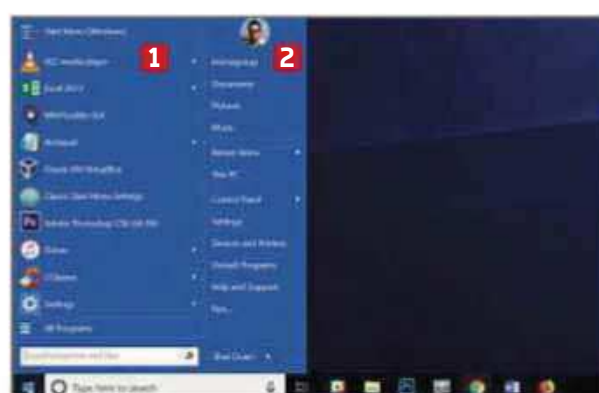
If you're not a fan of Windows 10's tiled Start menu, replace it with an older version using Classic Start, which recreates the 'Classic' and Windows 7 menus, and lets you tweak File Explorer.

Classic Start is actually a resurrected version of the popular Classic Shell, which was discontinued at the end of last year. Its creator made the software open

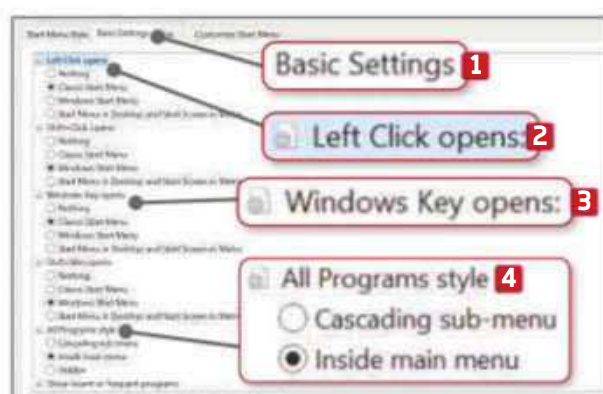
source, in the hope that someone would continue the project, which is exactly what developer Passionate Coder has done. At the moment, Classic Start is virtually identical to Classic Shell, but that's something that should change going forward. The key point is that any problems that crop up due to clashes with Windows updates will now be fixed.



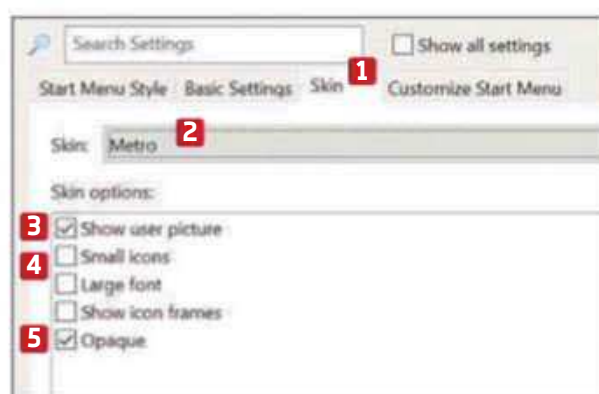
1 Install Classic Start and you're offered the option of three different customisable Start menu styles – Classic, **1** Classic with two columns **2** and Windows 7. **3** You can also optionally replace the default Start button with an alternative, **4** including using your own custom image. **5**



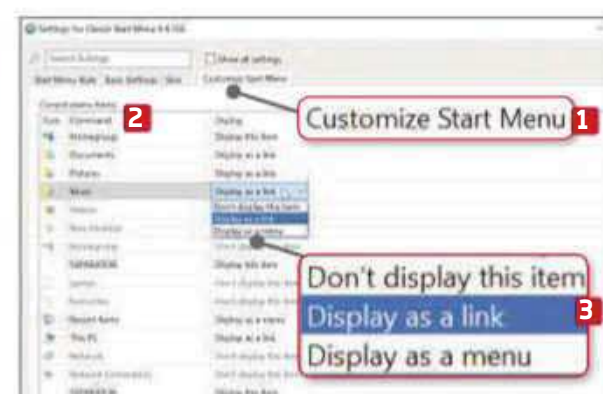
2 When you select a menu style, it is applied immediately. Click the Windows Start button to view your new menu. Our picture shows the Windows 7 one. As you can see, the tiles have gone, replaced by a list of programs **1** and a sidebar showing common file locations and Windows settings. **2**



3 The Basic Settings tab **1** lets you adjust the menu's behaviour. You can choose what happens when you click a mouse button **2** or press the Windows key. **3** You can also change the style of the All Programs list **4** and make other tweaks. Scroll down and you can remove the search box if you don't need it.



4 Click the Skin tab **1** to select a different style in the drop-down box. **2** Each menu has a number of options. With Metro, you can choose whether to include a user picture **3** and opt to use small icons or a large font. **4** You can also make the menu opaque. **5**



5 The Customise Start Menu tab **1** lets you choose which menu items to show. Click an item in the Command list **2** to change any of the available commands. Click an entry in the Display column **3** and decide whether or not to display that item or show it as a menu.

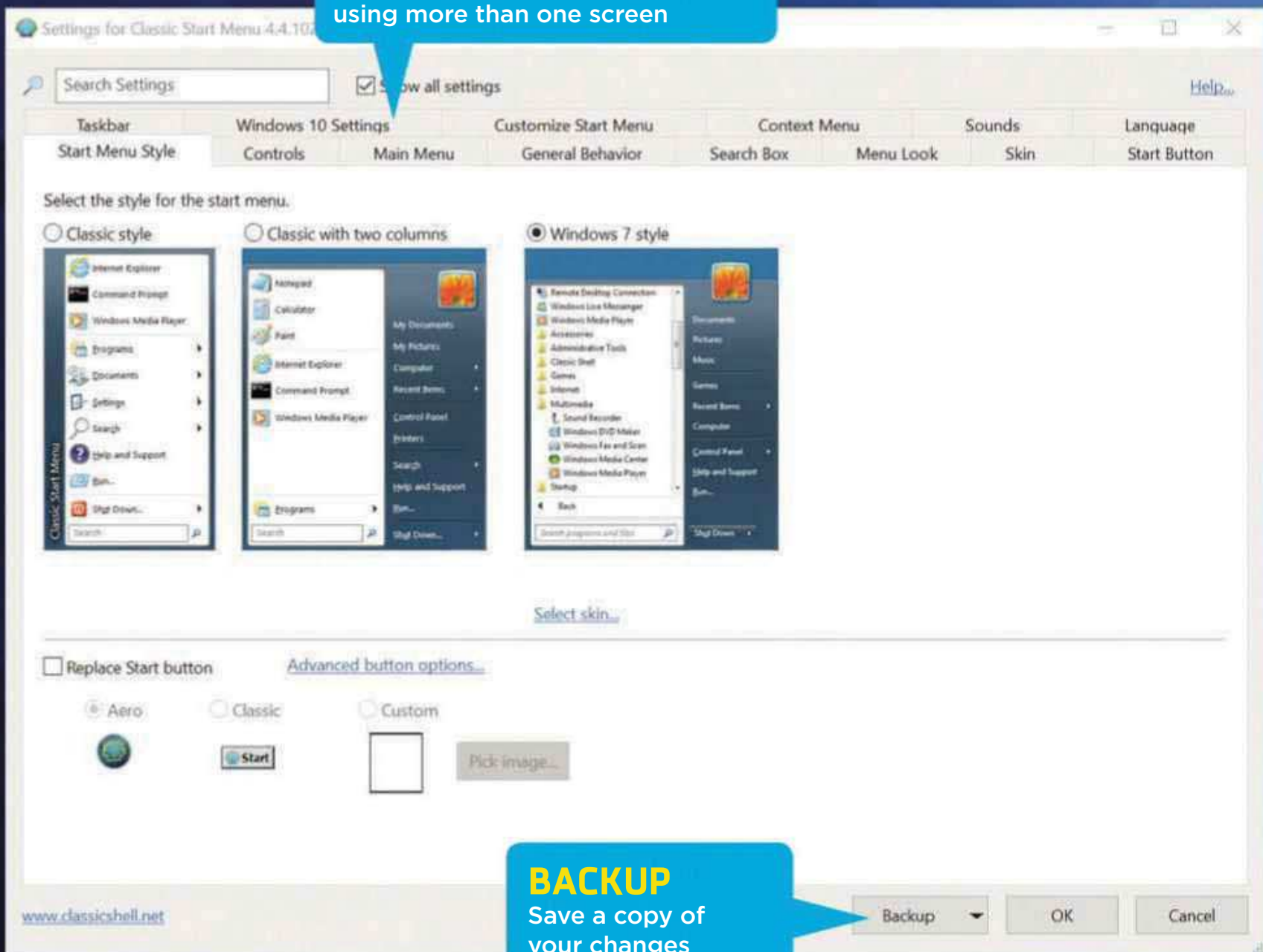
START MENU (WINDOWS)

Click this option if you want to temporarily switch back to the default Windows 10 menu



WINDOWS 10 SETTINGS

This currently only gives you the option of choosing which monitor to open the menu on, if you're using more than one screen



BACKUP

Save a copy of your changes and preferences in XML format, load a backup, reset all settings or clear cached information

SEARCH

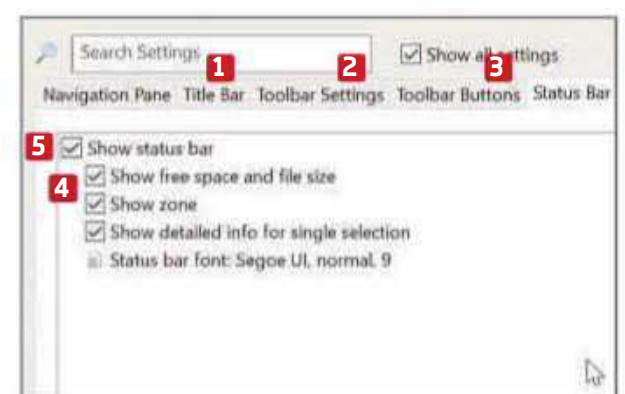
You can search for programs and files in the Start menu, or just use Windows 10's own search tool



6 Those aren't the only options available to you. Click 'Show all settings' **1** to reveal some additional tabs. You can customise General Behaviour, **2** make more changes to the menu **3** and tweak the look and behaviour of the taskbar **4** and the right-click context menu. **5**



7 To customise the look of File Explorer, click the Windows Start button and select Classic Explorer Settings. A new menu opens. The Basic Settings tab **1** lets you choose a style for the navigation pane. **2** You'll see the change next time you open a new Explorer window. Tick 'Show all settings' **3** for more options.



8 You can customise Explorer in lots of different ways, including changing the title bar, **1** tweaking the toolbar settings **2** and buttons, **3** and choosing which items to show in the status bar. **4** You can also disable the status bar **5** if you don't need it.



Check if your Gmail account is exposed to snoopers (and fix it!)



Google Account Management: myaccount.google.com | ⌚ 10 mins | Any browser 🍏 iOS 🤖 Android

EXPERT TIP

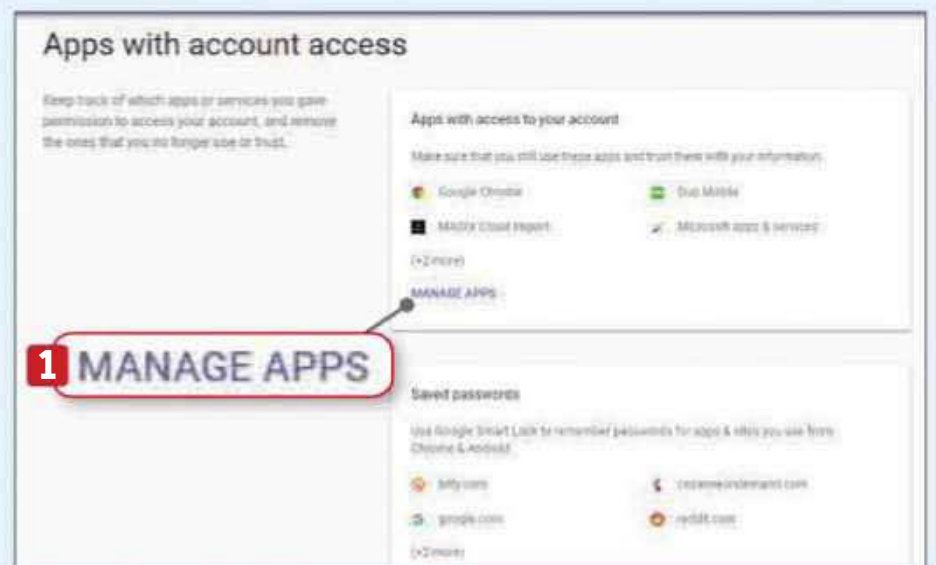
Steve Clark says

Want to check your online 'health', tweak useful settings or lock down your entire Google Account? The easiest way to gain control over all security aspects is by visiting bit.ly/security455. This is where you'll find the Security Check-up section of myaccount.google.com, which lets you check on connected third-party apps while reviewing potential security breaches, adding 2FA and managing all devices where you're signed into Google.



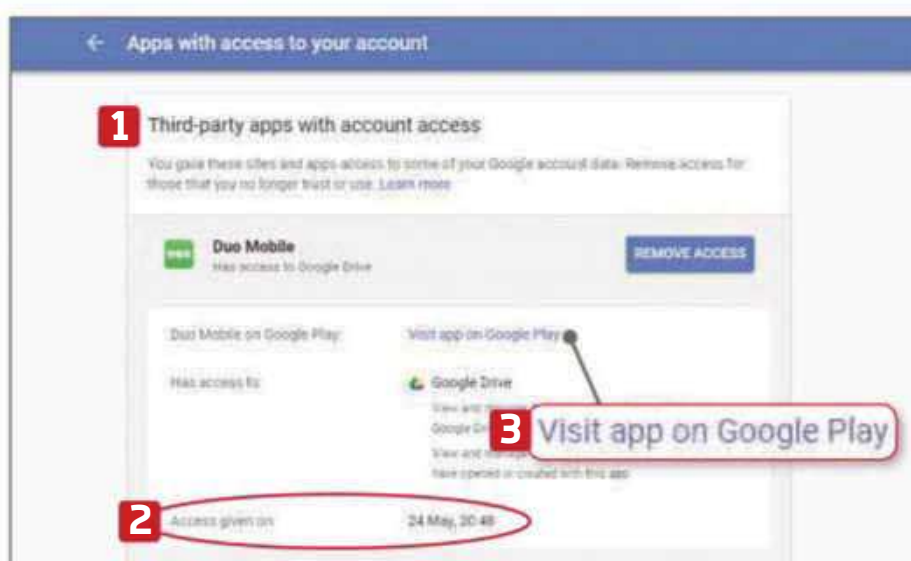
The *Wall Street Journal* recently revealed that developers can use third-party Gmail apps to read your emails. Despite Google's reassurances that it vets them and asks for your consent, we think it's best to take matters into your own hands. If you've been using Google's email service for a while, you may have given permission for third-party apps to access your personal info, and might not even realise it. Some apps require permission to integrate with Gmail, but often their demands feel unnecessary and invasive.

Whether you use a PC or mobile device, Google makes it surprisingly simple to discover which third-party apps are cribbing your data and, more importantly, how to instantly revoke access.



1 Third-party apps are granted one of three levels of account access: 'View basic information', 'Read and write access' and 'Full account access'. To see each level on your PC, sign into google.com. In the top-right corner, click the grid icon **1** and select Account. **2** In the 'Sign-in & security' section, **3** click to see 'Apps with account access'. **4**

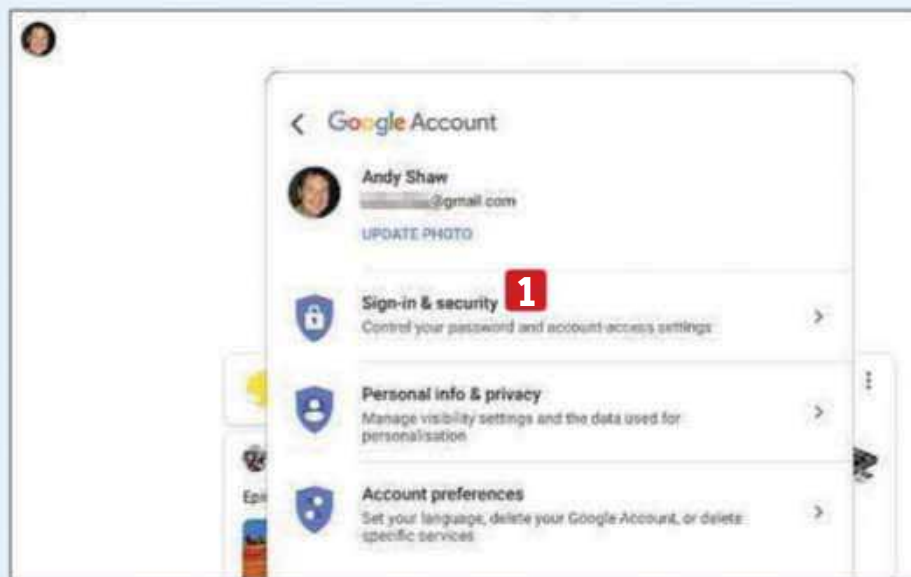
2 You'll see two sections: 'Apps with access to your account' and 'Saved passwords'. Each section offers an at-a-glance overview of linked apps. Click Manage Apps **1** to view further details about the personal data accessed by third-party apps. You can also see which sites use your Google details to log in, and which official Google apps are linked to your account.



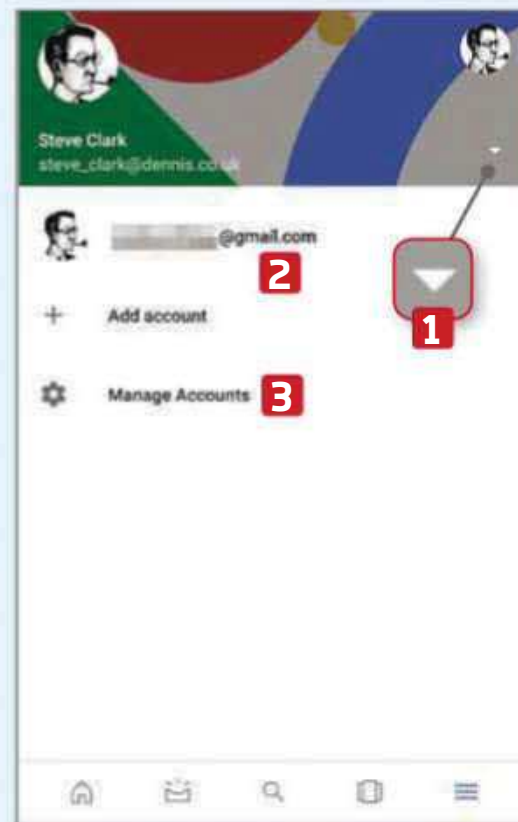
3 Under 'Third-party apps with account access', **1** go through each app's permissions with a fine-tooth comb. Expand app details by clicking the name, revealing which Google services it accesses, how those privileges are used and when permission was granted. **2** If you don't recognise an app, click 'Visit app on Google Play' **3** to learn more.



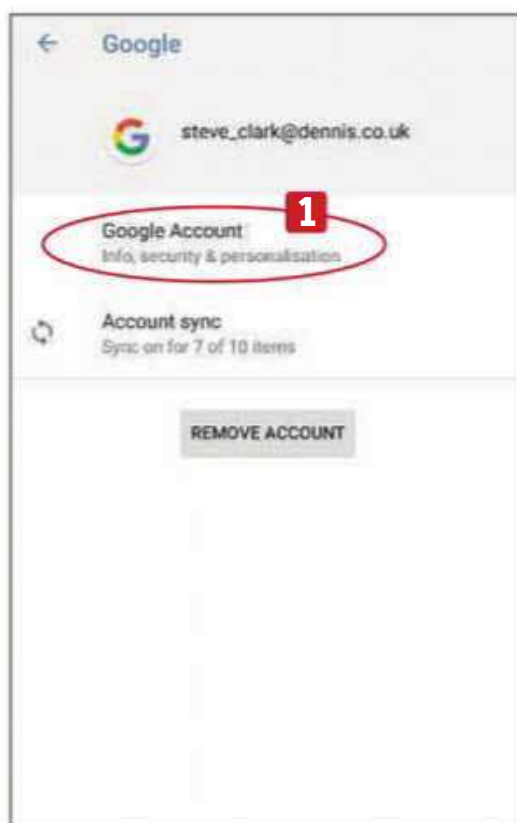
4 Ready to block Gmail snoopers? To revoke permissions for any app, click the Remove Access button. **1** In the on-screen pop-up, tap OK to confirm your request. **2** Repeat the process for each app you wish to clear from your account. By scrolling to the bottom of the page, you're also able to limit the access of official Google apps.



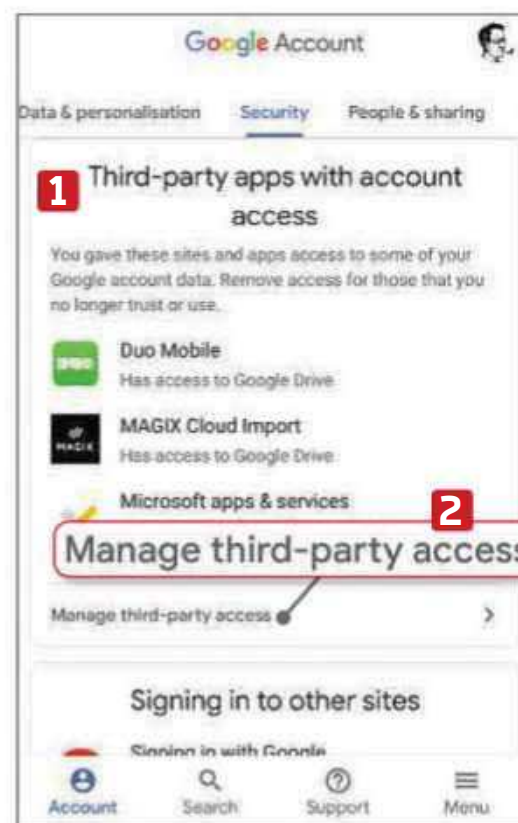
5 Removing third-party app access on iOS is a similar process. Download the Google app (bit.ly/googleios455), pressing the cog icon (iPhone) or account photo (iPad) in the top-left corner. Tap 'Manage your Google Account', then 'Sign-in & security'. **1** Scroll down to 'Apps with access to your account' and follow Steps 3 and 4 to review and revoke access.




6 If you're using an Android handset or tablet, revoking third-party access requires you to open the Google app (bit.ly/googleapp455). Tap the menu button, then the tiny down arrow **1** to the right of your profile picture and email address. If you have multiple Gmail accounts, select the one you wish to control **2** and tap Manage Accounts. **3**



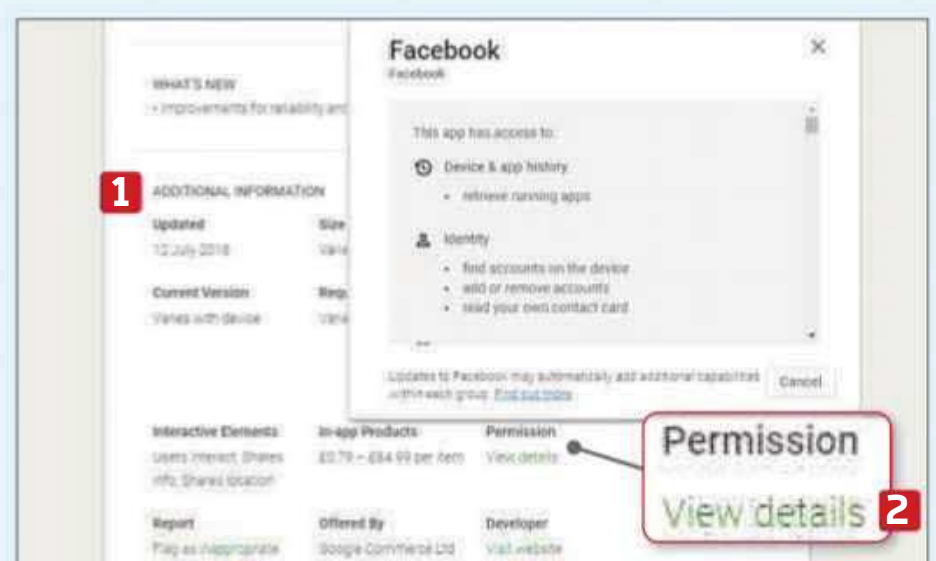
7 You're presented with all the apps associated with your account – you may be surprised by some or have forgotten about others. Scroll down to your email address, flanked by a Google logo. Tap it to see 'Account sync', which lets you alter which apps, including Gmail, automatically sync. There's also a Google Account option. **1** Tap this, then swipe to Security.



8 The Security section provides several ways to secure your account – from changing passwords and using two-factor authentication, to adding recovery contact details. Scroll almost to the bottom to view 'Third-party apps with account access', **1** where you can remove apps that 'you no longer trust or use.' Beneath the app list you'll see 'Manage third-party access'. **2** Tap this.



9 As before, inspect each app's access level and Google service connections. **1** The list includes any app with account access, even ones that have been uninstalled from your device. Under this list is a section 'Signing in with Google' **2** listing apps and sites that log in via Gmail and can view your email address. Tap Remove Access **3** to clear out all untrustworthy apps.



10 If you accidentally remove access, reinstall the app, open it and reinstate default permissions. You can set individual permissions via your phone's Permissions tool. Prior to installation, visit the app's Google Play page. Scroll to Additional Information, **1** find the Permission section and click 'View details' **2** to see what access the app requires.



Reinforce Windows security settings in one go

Hackers are relentlessly attempting to access undefended PCs, so going online can be fraught with danger. As a result, it pays to be extra cautious, and close as many of your PC's open doors and loopholes as possible. SysHardener is

a free Windows tool that helps you to ensure that all your Windows settings are secure, making it much harder for someone to hack you.



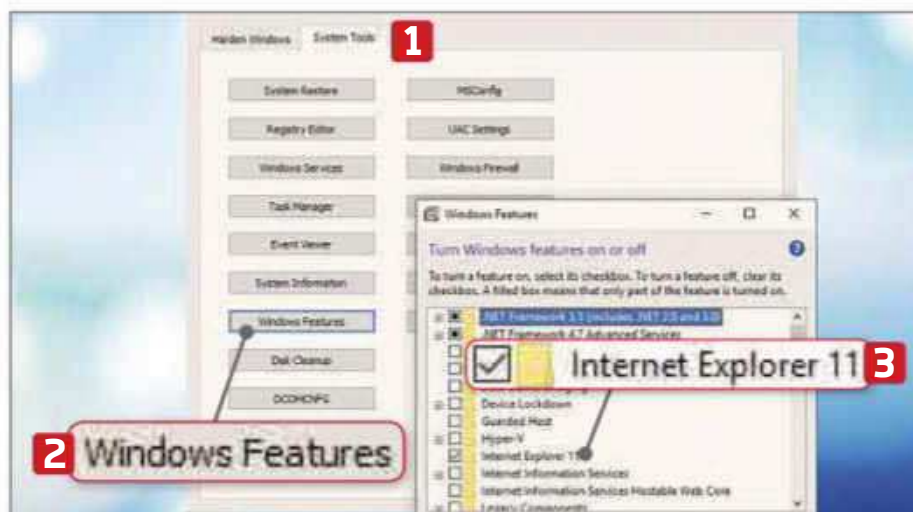
SysHardener: bit.ly/sysh455 | 20 mins | Vista, 7, 8, 10



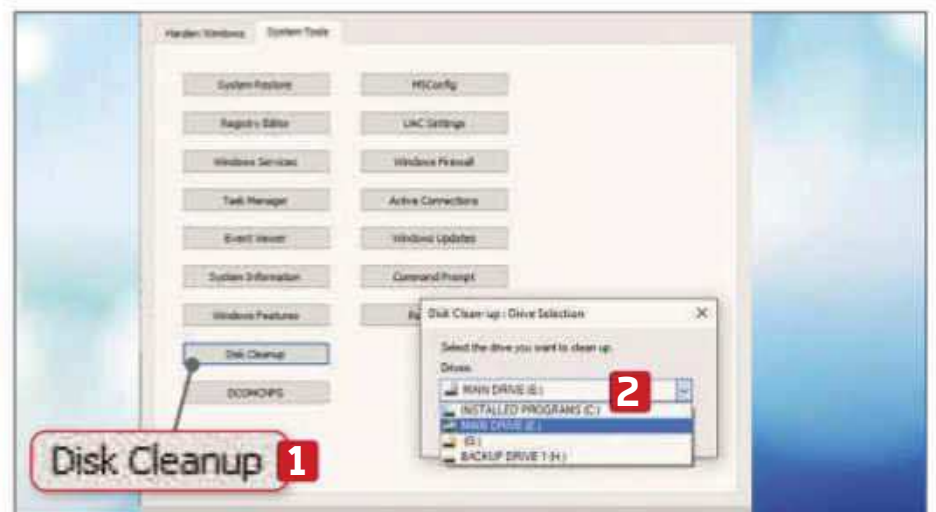
1 Launch the software and select the Harden Windows tab. **1** Some options have already been pre-selected. You are free to deselect them and choose others, but don't change anything if you don't know what it does. Scroll down to review all your options.



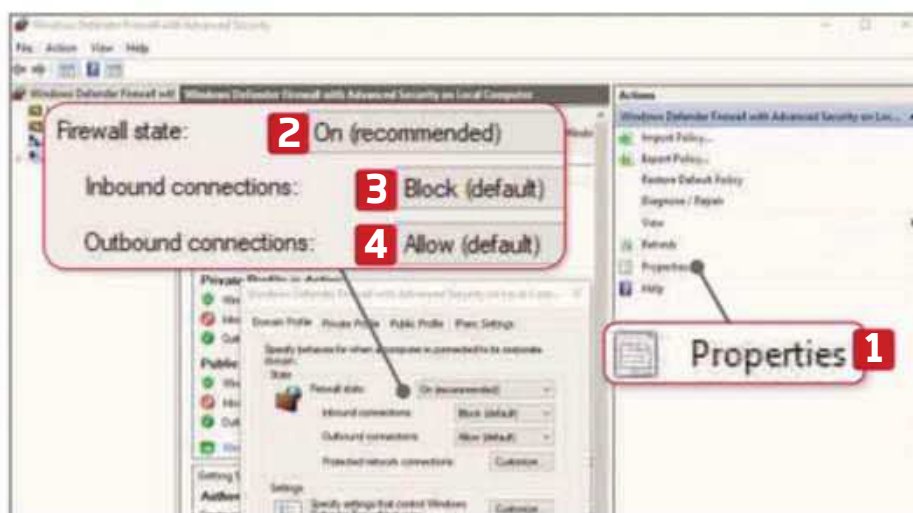
2 We recommend selecting everything listed under File Type Associations **1** because these files can carry viruses or change the computer in other adverse ways. When you've finished, click Apply Selected **2** to make the changes. You now need to reboot your PC.



3 The System Tools tab **1** contains shortcuts to Windows tools on your PC, so it's best to leave most of these unless you know what you're doing. One exception is Windows Features. **2** Use this to switch off anything you don't use, such as Internet Explorer 11 **3** and Windows Fax & Scan.



4 Disk Cleanup **1** is also worth looking at. Choose a drive **2** and Windows will try to free up space by compressing files, emptying the Recycle Bin, deleting temporary files, deleting log files and more. The time this takes to complete depends on the size of the drive and the number of files in it.



5 If your security software doesn't have a firewall, make sure the Windows option is switched on. Click Properties **1** on the right-hand side and flip the 'Firewall state' menu option to On. **2** Set 'Inbound connections' to Block **3** and 'Outbound connections' to Allow. **4** Leave the rest.



6 To ensure that all updates are installed as soon as possible to prevent an attacker exploiting a weakness, use the Windows Updates option. **1** This opens the Updates section on your PC where you will be informed of any pending updates.



Rescue your PC using your mobile phone

If you don't stick to a rigorous routine of downloading updated Windows ISO files, you can end up with an out-of-date version of Windows when disaster strikes and you need it to fix your PC. Don't panic, though – if your

ISO 2 USB: bit.ly/iso455 | 20 mins | Android

Android device has enough storage space and you have an OTG cable (such as bit.ly/otgc455), you can download and create the latest ISO drive and still fix your PC with the latest tools.



1 Start by downloading your chosen ISO on your phone. **1** Remember to do this over Wi-Fi because downloading an operating system can sap your mobile data allowance – the Windows 10 ISO clocks in at almost 4GB. If you already have an ISO downloaded on another PC, you can copy it to your phone.



2 Next, plug your OTG cable into the phone and insert a USB memory stick into the other end. Once connected, your mobile may request to format the USB stick. If that's the case, tap the Erase & Format button. **1** Once formatting is complete, open the ISO 2 USB app.

1 ERASE & FORMAT

ERASE & FORMAT



3 You need to point the app in the direction of your attached USB device, so tap the top Pick button. After granting app permissions and cycling through tutorials, Android's built-in file explorer pops up. Use the three-line menu button **1** to navigate to your USB drive, **2** then tap Select.

3 SELECT

SELECT



4 Tap the second Pick button to select your ISO file. **1** This file must be stored on your phone's internal storage because there's no mechanism to switch between storage types. Tick the box to the right of your ISO file and tap OK. Tap Start **2** and wait for the app to burn the ISO to USB.

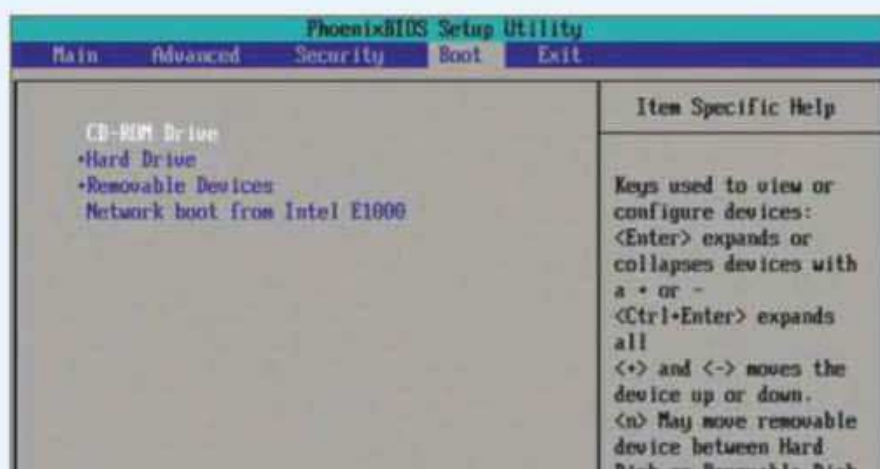
PICK

PICK

Format USB Pin Drive

START

START



5 If you can't run Windows, reboot your PC and change your computer's Boot Order by accessing the BIOS or UEFI screen during startup. The method for this varies between computers, but try pressing the F2 key during startup. Use the arrow keys to navigate to the boot menu, then select USB storage device. Insert the ISO-loaded USB into your computer and restart it.



6 If your computer can still run Windows, close all programs and search for 'Recovery options' in the Start bar. Under 'Advanced startup', **1** select 'Restart now' **2** followed by Troubleshoot, then 'Advanced options'. Select UEFI Firmware Settings and add your USB drive to the boot sequence. The PC will now boot up the operating system on the USB, bringing your PC back to life.

Weekend Project

Get to grips with some serious tech tinkering to boost your computer and other devices



How to...

Turn an old PC into a single-use device

Wayne Williams shows you how to use Windows 10 Kiosk mode with an old PC to make a single-use computer for a less tech-savvy relative

Windows 10, like all previous versions of Microsoft's operating system, is both powerful and highly configurable. The downside to such obvious benefits is that it can go wrong in many different ways, especially in the hands of less technically capable users. If you've ever had to sort out the mess left behind on a PC by a young child or a technophobic parent or grandparent, you'll know exactly what we mean.

Windows 10 comes with a feature called Assigned Access (also known as Kiosk mode), which you can use to lock down your system so it can only be used for a single task – be it playing games or chatting on Skype. This means you don't have to worry about the PC getting trashed or compromised.

For this issue's Weekend Project, we explain what you need to do.



What you'll need

Assigned Access is a feature built into Windows 10, but you need to be running Windows 10 Pro to use it because it's not available in the Home edition. The newest versions of Microsoft's OS – 1709 (the Fall Creators Update) and 1803 (the April 2018 Update) – let you run more than one app and configure an account to sign in automatically, but this functionality is aimed at businesses, so it's not

something that home users need to worry about.

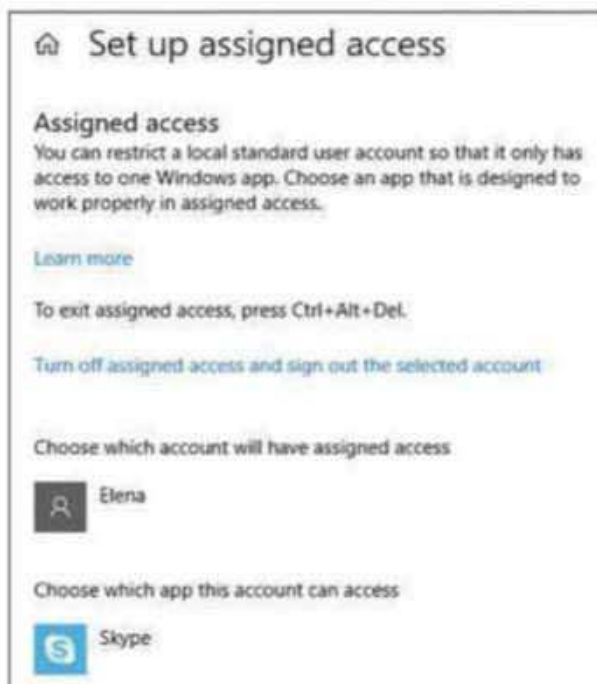
You will need to set up a standard (non-admin) user account to use Kiosk mode, even if you're planning to run it permanently on a dedicated PC. We show you how to set up the account in our Mini Workshop, opposite.

The main limitation is that you can only run apps that come with Windows 10 or are available in the Microsoft Store.

Even then, not all apps will necessarily run because there are some other restrictions in place: apps created using the Desktop App Converter (Desktop Bridge) won't work; and apps that are designed to launch other apps can't be used, either.

Adding apps to Kiosk

Only Windows apps that have either been 'provisioned' or installed for the



You can turn off Assigned Access here

Assigned Access account can be selected when setting up Kiosk mode. So you may find that when you come to choose an app from the list, it isn't there. You can provision an app using the Windows Configuration Designer (bit.ly/winced455), but this is tricky and it's much easier to just install the app you want before you set up the kiosk.

To do this, log into the standard account you've created, then find the required app in the Microsoft Store. You will need to log into the store using your own Microsoft credentials (those used in your admin account).

Once you've downloaded the app, click your profile picture in the top-right corner of the store, then select your name and click the 'Sign out' link in the new window. You can then switch to your admin account and set up Assigned Access. We show you how to do this in our Mini Workshop on page 61.



Press Ctrl+Alt+Del to sign out of your account, then select the new standard account

You should now be able to see the new app listed and will be able to choose it.

Quit Kiosk mode

To exit the Kiosk mode or switch accounts, just press Ctrl+Alt+Del and select a new account from the list of choices on the left.

Kiosk browsing

There are a number of ways you can restrict which websites children have access to in Windows, including creating a whitelist and blacklist of sites using parental-control software. It would be absolutely brilliant if you could use Assigned Access to just open Edge (or another browser) and let your children or

grandchildren explore safe sites you've set up – but, unfortunately, you can't. Microsoft Edge and third-party web browsers have special permissions beyond those required by most Windows apps, and for that reason they can't be used in Kiosk mode (for Edge, this will change in the next big feature update out later in the year).

However, there is a workaround that you can use to restrict a browser to just one site. You don't need to use Assigned Access for this either, which means you don't have to go to the effort of creating a dedicated standard account or installing other apps – you can just launch and lock the browser from your normal account whenever you need to.



MINI WORKSHOP | Create a new account for Kiosk mode



1 Start by setting up a standard user account on the PC you're going to dedicate to Kiosk mode. Make sure you're logged into an admin account and open Settings, Accounts, 'Family & other people'. Under 'Other people' click 'Add someone else to this PC'. **1**







2 If the person has a Microsoft account, you can enter their details. **1** Otherwise, click 'I don't have this person's sign-in information'. **2** You can create a new Microsoft account or click 'Add a user without a Microsoft account' and enter a username and password. Make sure you've chosen to create a standard account.



3 Click Next to create the new user account, then go back to the 'Family & other people' page in Account Settings. Below your newly created account **1** you should see a 'Setup assigned access' link. **2** Click this link and you'll be able to specify this account when setting up Kiosk mode.

Broadband Deals

Call FREE on 0800 083 2357 to switch your broadband

| | Provider | Package name | Monthly price | Contract length | Broadband speed | Allowance | First-year cost* |
|---|---|--------------------------|---|---------------------|-----------------------------|----------------|-----------------------------------|
| 1 |  TalkTalk For Everyone | TalkTalk: Broadband | £17.00 (£27 after 18 months) | 12 months | 11Mbps avg speed | ∞ unlimited | CHEAPEST £204.00 |
| 2 |  | Sky: Broadband | £25.00 (£38.99 after 18 months) | 18 months | 36Mbps avg speed | ∞ unlimited | £300.00 |
| 3 |  | First Utility: Broadband | £34.99 | 18 months | 63Mbps avg speed | ∞ unlimited | £419.88 |
| 4 |  | Virgin: Broadband | £43.00 | 12 months | 213Mbps avg speed | ∞ unlimited | £516.00 |

Terms & Conditions apply - see ISP sites for details

* Fair-usage or restriction policy applies.

Data supplied by www.broadbandgenie.co.uk. Correct as of 24 July 2018.

Ofcom

Broadband Genie's helpline is powered by Simplify Digital, the Ofcom-accredited switching service

In the next issue of our sister title Computeractive...

**SNEAK
PREVIEW!**

Computer active

WINDOWS SETTINGS:

THE MISSING MANUAL Every hidden setting you must change on your PC

- Best ways to mirror your phone, tablet and laptop screen

Subscribe at www.getcomputeractive.co.uk

- Block spam calls using Google's new app

- Add tabs to File Explorer

PLUS: Add Chrome and Firefox to Windows Timeline

**On sale
Weds
15 Aug**



Enter a URL into Kiosk Browser and it will open that site and remove the address bar

The process uses Internet Explorer, which still exists in Windows 10, even if hardly anyone uses it these days. Open the Run box by hitting Win+R and type:

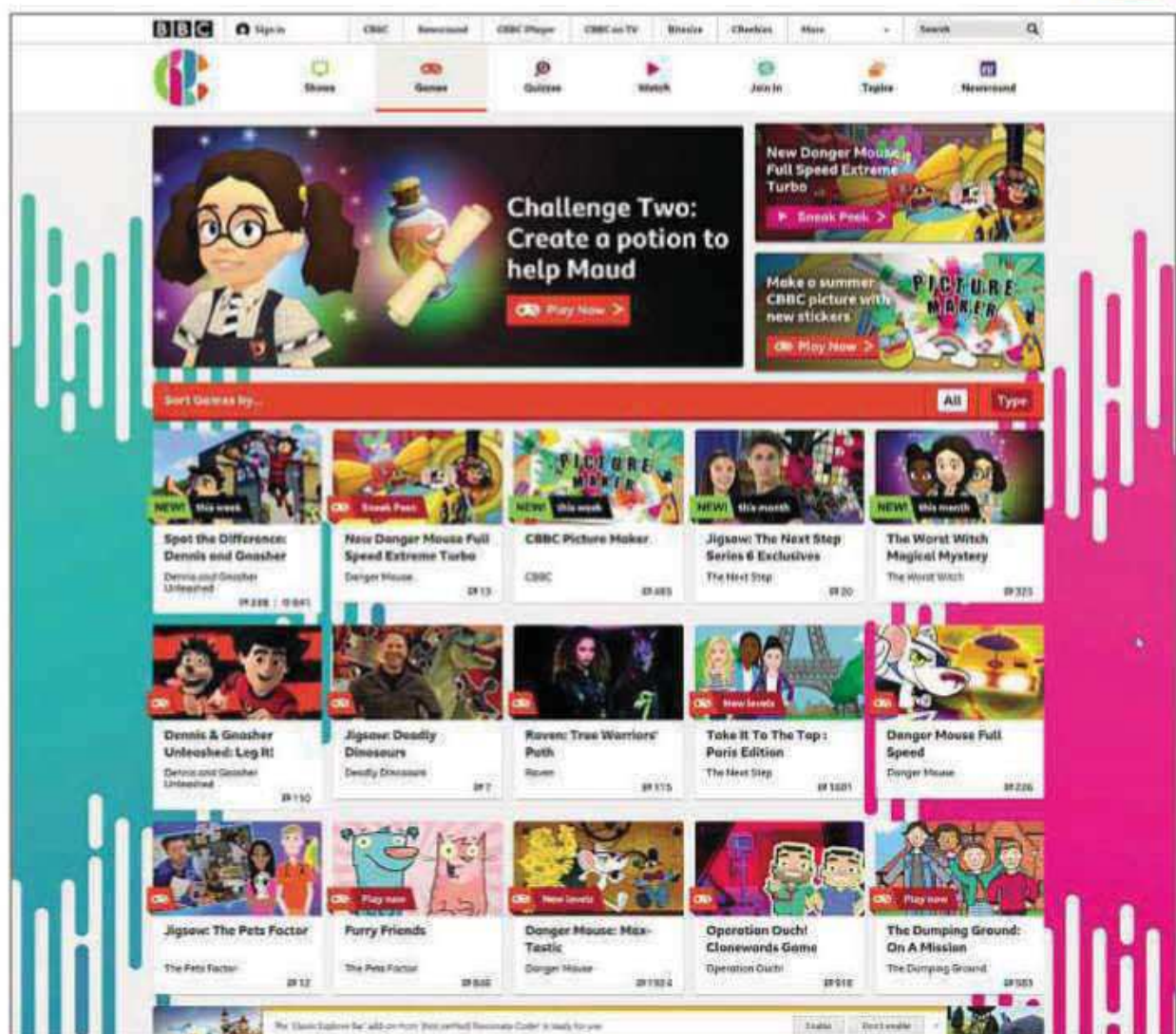
```
iexplore -k sitename
```

Replace 'sitename' with the URL of the site you want to open, such as:

```
iexplore -k https://www.bbc.co.uk/cbbc/games
```

Press Enter and the site will open in the browser. Kiosk mode is different from regular browsing in that it opens in full-screen mode and doesn't display the address bar, title bar, menus, toolbars and status bar. It's important to point out that this doesn't lock down browsing as much as you might hope. You can still navigate around the site – and possibly beyond – by clicking whatever links appear, and Kiosk mode can be quit at any time by pressing Alt+F4.

There is one other option available to you, and that's to install the Kiosk Browser app from Microsoft (bit.ly/kiosk455). It's built on Edge and was originally designed for IT departments but it can also be used at home. It lets you specify an allowed list of URLs, and



You can open Internet Explorer in a special one-site Kiosk mode

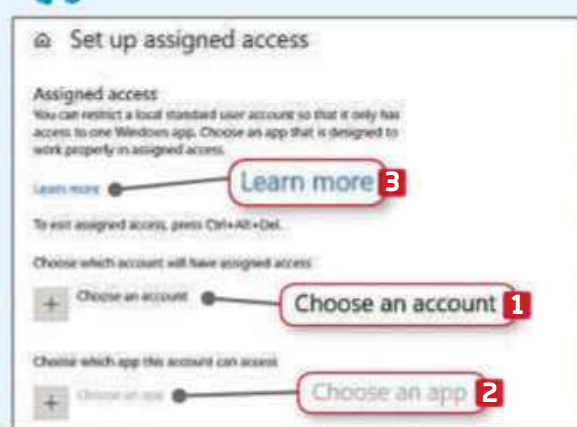
disables the navigation buttons and the address bar. You will need to be running Windows 10 1803 (the April 2018 Update) and will also need to sign up for a business account, which may require you to invent details for various fields.

Once you're logged into the Business Store, you can click the Install button. However, this won't install the app –

it just adds it to the 'Products and services' section, which you can get to through the Manage link at the top of the store. From there, select Kiosk Browser from the list of apps, log into your 'business' account, install the app and access it through Assigned Access. It's a lot of hoops to jump through, but it will be worth it ultimately. ■



MINI WORKSHOP | Set up Kiosk mode (Assigned Access) in Windows 10



1 Click the 'Setup assigned access' link and you'll be given two options. From this screen, you can choose the (standard) account to use for Kiosk mode **1** and also choose an app **2** that will be the sole software that can be run in this mode. You can learn more about Assigned Access by clicking the 'Learn more' link. **3**



2 Click the plus sign next to 'Choose an account' and an overlay will appear in which you can select the user account for Kiosk mode. **1** Click it to add the account. A new link will appear which lets you 'Turn off assigned access and sign out the selected account', should you need to.



3 Next, click the 'Choose an app' button **1** to be presented with a scrollable list of apps. **2** Select the one you require, then sign out of your admin account and sign into the selected standard account. You are now in Assigned Access mode.

SUBSCRIBE NOW!



Subscribe to **Webuser** today and save on the single issue price.

Each issue of **Web user** will be delivered directly to your device each fortnight.

SEE NEXT PAGE FOR SET-UP INSTRUCTIONS

HOW TO SUBSCRIBE...

...on an iPad or iPhone

- STEP 1** Return to the *Web user library*
- STEP 2** Choose your subscription term and tap twice on the 'price' box
- STEP 3** Choose whether to create an optional *PixelMags* account
- STEP 4** Enter your *Apple ID password* to confirm



...on a Kindle Fire

Kindle Fire subscriptions come with a **FREE** one month trial.

- STEP 1** Tap 'Free Trial Subscription' in the *Web user library*
- STEP 2** Choose your subscription term from the drop down menu on the popup that appears
- STEP 3** Tap 'Subscribe'



...via the Zinio app

- STEP 1** Search for *Web user* via the search box in the *Shop tab*
- STEP 2** Tap the 'Subscribe' button
- STEP 3** Choose whether to create an optional *Zinio* account
- STEP 4** Enter your *Apple ID password* to confirm



Subscribe to *Web user* today and save on the single issue price

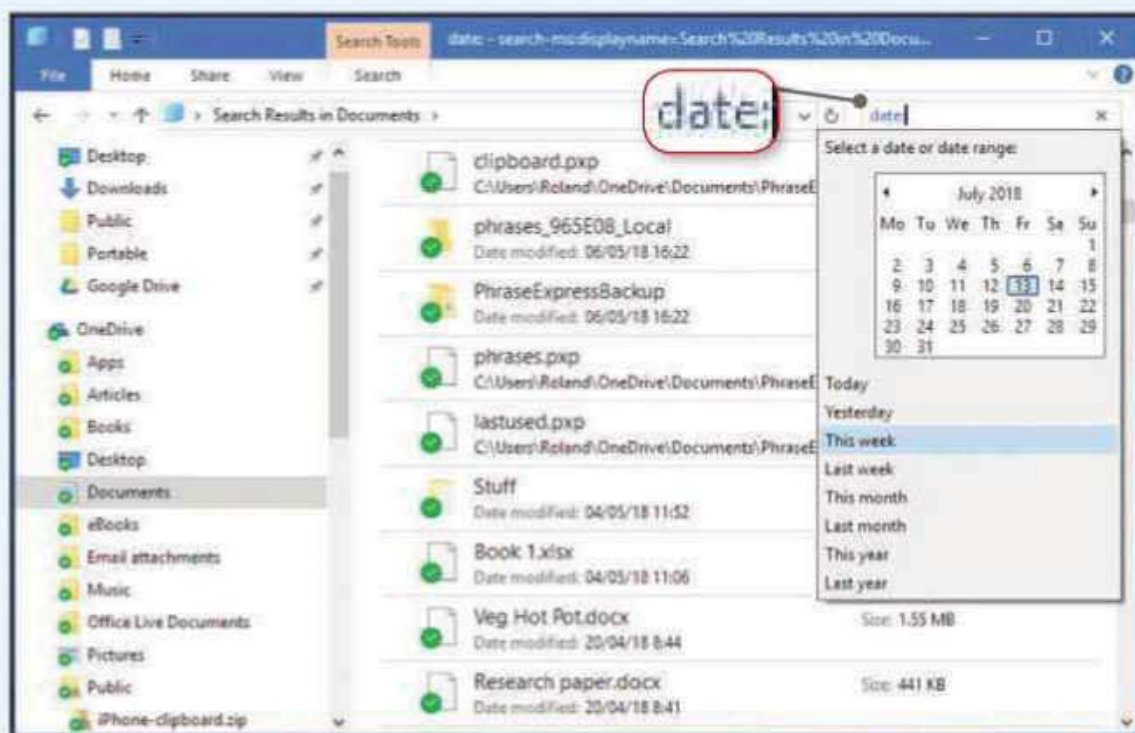


Web User Masterclass

Find files faster and easier with File Explorer's built-in search

Search your files by date

Wouldn't it be useful if File Explorer could show a list of the files you've been working on most recently? You could then open a file you created or updated yesterday or last week, and continue where you left off. Explorer can do this using the 'date:' option in search. Open Explorer and select the C: drive, then click in the search box and type **date:** (the colon is important). A calendar appears with a list of options below, including Today, Yesterday, 'This week', 'Last week', 'This month' and so on. Select a date on the calendar or one of these predefined periods. You can also select a range of dates: click a day in the calendar and Shift+click another day to find files from between those dates. The search will restart and display matching files.



*Enter **date:** into Explorer's search box to find files by age*

Resize the search box

Position the mouse cursor in the gap between the path and search boxes, then click and drag when it changes to a double-headed arrow.

Search names and extensions

To search for a specific file that you know is somewhere on your hard drive, open Explorer, select the C: drive and type the filename into the search box. If you aren't sure what the filename is, type in as much of its name as you can remember. Even a few letters may be enough because all files containing those letters will be displayed in the search results. For example, if you search for 'port', you'll see files named 'report.doc' and 'transportation.mp3' in the results.

If you see words that look like they've been typed in a typewriter, follow the instructions and type them exactly as they appear, paying close attention to spaces and punctuation.

If you want to see a list of all files of a particular type, such as MP3 audio files or Word Documents, enter the filename extension - such as **.mp3** or **.doc** - into the search box.

Sort search results

Searches can produce a lot of results if you don't make them specific, such as when you're searching for part of a filename. You can sort the results to make it easier to find the file you are looking for by clicking the View tab in Explorer's ribbon toolbar and selecting the Details view. Click the 'Date modified' column header to sort the results by date or click Name to sort them alphabetically.

Set the view to Content on the View toolbar to group search results by file type. This will show all the DOC, MP3, PDF, JPEG and other files listed together. Set the view

to 'Large icons' or 'Extra large icons' so you can see thumbnails when searching for images.

Use the search ribbon

Explorer has a large ribbon toolbar that takes up a lot of space, especially on small screens, so it's often hidden away. Click in the search box, then click the Search menu to show the ribbon toolbar. Click Type and select a file type to search for, such as



*Find music by a specific artist using **kind:=music** followed by the artist's name*



Document, Picture, Email and so on.

If you find there are too many matches listed, you can refine the search. For example, if you select Document on the Type list, `kind:=document` is pre-filled in the search box and all your documents will appear in the results. Position the cursor after this and add a space followed by a word – such as `report` – to find all document files with ‘report’ in the name.

Similarly, you could find a song you want to hear by selecting Music on the Type list in the Search toolbar, then adding the artist’s name after `kind:=music` in the search box. Only music by that artist will be shown.

Search file properties

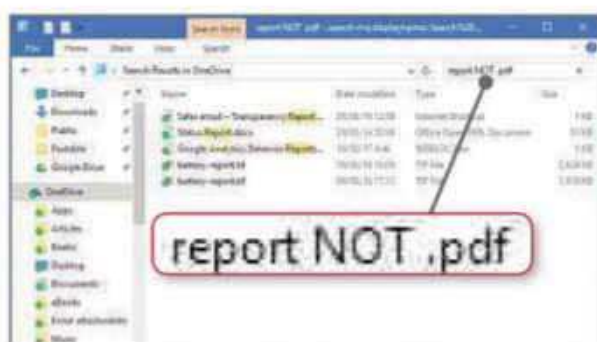
Files have properties hidden within or associated with them. Music files, for example, can contain artist, album, track title, genre, length and other information. File Explorer’s search reads these file properties when searching.

Not all files have properties but they can be added. Go to the Pictures folder, right-click a photo and select Properties. Select the Details tab and click in the Value column to the right of Tags. Type one or more descriptive words (tags) separated by semicolons. A star rating can also be set here, if you want to be able to find your favourite photos quickly.

To search for tags, click in the search box and type `tags:` followed by the name of the tag you want to find.

Create complex searches

AND, OR and NOT can be used in the search box: a search for ‘apples AND pears’ finds files with both ‘apples’ and ‘pears’ in the name; searching for ‘apples OR pears’ shows files with either word; while ‘apples NOT pears’ will only show files with ‘apples’ in the name but not if they also have ‘pears’ in the title.



Use AND, OR and NOT to include or exclude file names or types in searches

Save your searches

If there’s a specific search you frequently use, you can save it as a desktop icon to click and run anytime. Carry out your search, then click the Search menu and ‘Save search’ in the toolbar. Save it to your desktop.

TAKE IT TO THE NEXT LEVEL

More advanced tips for when you’re feeling brave

Balance thoroughness with speed

Windows not only searches for filenames and extensions on the hard drive, but it can also look within the contents of files. This is particularly useful if you have a lot of Word Documents or other files containing text. Open Explorer, select This PC in the sidebar, right-click the C: drive and select Properties on the menu.

There’s an option at the bottom to ‘Allow files on this drive to have contents indexed in addition to file properties’. When the box is ticked, searching includes file contents, but when it is clear, searching uses only filenames and attributes.

You may be able to improve the performance of an old computer by turning off indexing.

Search inside zip archives

Searching is normally limited to files on the hard drive, which means those stored inside compressed Zip files and other archives are ignored. It is possible to extend the search to include them, but you should be aware that this slows down searches.

Open the Control Panel and type `index` in the search box. Click File Explorer Options in the search results, select the Search tab in the window that opens, then tick the box next to ‘Include compressed files’.

There are some other useful options here, such as ‘Always search file names and contents’. Tick the box to enable more thorough searching. Again, it will take longer for these results to appear – you have to sacrifice some speed if you want a more thorough search.



To search inside Zip files and other archives, refine File Explorer Options

Repair the search index

If searching Explorer fails to unearth a file you know for certain is there,



If a search fails, delete and rebuild the index and run the troubleshooter

there may be a problem with the search index. Delete it and re-index the drive contents to fix problems and improve search results.

Open the Control Panel and type `index` into the search box. Click Indexing Options and, in the next window, click the Advanced button. In the Troubleshooting section, click the Rebuild button.

Another useful function here is the ‘Troubleshoot search and indexing’ link. It may be able to solve search problems and is well worth trying.

Adjust file-by-file settings

As we have seen, you can limit your search to only the filename or expand it to include a file’s contents. To see how Windows decides which type of search it uses, open the Control Panel, type `index` in the search box and click Indexing Options. Click the Advanced button and select the File Types tab in the next window.

Select a file type and you’ll see two options below: Index Properties Only and ‘Index Properties and File Contents’. Select TXT files, for example, and it will show that the file contents are indexed. However, if you select WAV, you’ll see only the properties are indexed.

The options chosen by Windows are usually correct but if you have a file type you know contains text, and Windows is only indexing its properties, you can manually select it and choose the option to index the file’s contents, too.

Ask the Expert

Roland Waddilove, computer programmer and PC journalist since 1981, answers all your technical questions. Email us for help at webuser@dennis.co.uk



HARDWARE

Know your SSD specs

Q What do SSD Pro and SSD Evo mean? What's the difference and which one should I use with my Aspire 5738ZG laptop running Windows 7?
Jurgen, via email

A As you may know, the SSD part stands for Solid State Drive, which is a faster type of hard drive that's often used to store operating systems and core programs. The difference between Samsung's Pro and Evo models lies in performance and reliability: Evo has a five-year warranty and lasts for up to 300TB worth of writes, whichever comes



There's more to differentiate Samsung's Pro and Evo SSDs than the colour of their branding

first; Pro has a 10-year warranty and is designed to last for 600TB of writes.

The cheaper Evo is adequate for normal use by most people. However, if your computer is in use all day every day for heavy-duty tasks such as video editing, the Pro version is more suitable. Your Aspire laptop is relatively old and low powered by today's standards, so the cheaper Evo SSD models are the most suitable.

Installed software has better access to Windows' resources, so it may offer more features than the portable version. These features may be superfluous, however, and outweighed by the benefits of using portable software.

TABLETS

Ensure your microSD card is compatible and legit

Q I bought a new microSD card for my 10in Samsung Galaxy Tab A with 32GB of memory. I formatted it as instructed, but it doesn't work.
Robert Cull, via email

A There are different types of microSD card, and not all of them work in all devices. For example, you may have inadvertently bought a microSDHC or microSDXC card. A device won't necessarily support all storage capacities either, so if the card is too large, the tablet may not be able to handle it.

Samsung says the Tab A supports microSD cards up to 200GB, so cards with capacities of 256GB or more aren't compatible. To add to the confusion, there are lots of cheap copies around, which can be very convincing but aren't as good as the real deal. Always buy branded memory from trusted retailers.



Stick to a well-known brand of memory card

SOFTWARE

Choose between portable and full software

Q Can you explain the difference between the full and the portable version of a program? I assume the full version is installed directly to the hard drive and accessed by clicking a shortcut. Is the portable version saved to an external drive, such as a USB? If so, how do you access and use it?
Alan Smith, via email

A When you install software, it copies its files to lots of folders including C:\Programs Files, C:\ProgramData, C:\Users\YourName\AppData, C:\Windows and more. It can also make

changes to the Registry, set itself to start automatically with Windows, run in the background, and add icons to the desktop and entries to the Start menu. That's a lot of changes to your PC.

Portable software is contained in a Zip file or a self-extracting archive that won't make any changes to your PC. Unzip the software to a new folder in your Downloads folder, portable drive or anywhere else on your hard drive where you can find it easily, and double-click the program to run it.

Because it doesn't make any changes to Windows, portable software is less likely to cause problems and is much easier to uninstall: simply delete the folder it's kept in. When you remove installed software, it often doesn't delete all its files or undo all the changes it made, which leaves detritus on your hard drive and can cause problems.

It's called 'portable' because the folder can be moved, so you could copy it to a USB flash drive or external hard drive if you wanted to save space on your PC, or carry it around and use it on other computers. It's also easy to reinstall on a new computer.



PortableApps.com is a good source of portable software

GENERAL PC

Break free from a repair loop

Q My Windows 10 HP Pavilion keeps loading Automatic Repair when it starts up. I tried booting from a Windows 10 DVD, as Microsoft recommended, but that didn't work because the PC ignored my changes to the boot order. I don't want to lose all my software and data. What can I do?
R Dundas, via email

A This is likely to be a hard-drive fault – either file corruption, which can



be repaired, or hardware failure, which probably can't. One thing you can try is to power off, then hold down F11 and press the power button. Another option is to remove all power and other cables, and the battery if it's a laptop, and hold down the power button for 15 seconds. Plug everything back in and restart.

You may have to boot from a Windows DVD or USB flash drive and then erase the hard drive and reinstall Windows, but even this won't help if the problem is a hardware fault. To recover files, boot up with a Linux live disc. Some types of Linux run from the disc and boot to a desktop, which you can then use to access the computer's hard drive. Copy any files you can access to another USB drive or save them online at Google Drive, OneDrive or any other online storage space. You'll need to use another computer to download and burn the Linux disc, or enlist the help of a friend who can do it for you. Go to livecdlist.com for a list of live Linux discs. Linux Mint is a popular choice.

SECURITY

Stop your VPN blocking online services

Q I travel extensively on business and have used a Virtual Private Network (VPN) for several years. I use Windows 10, Office 365 and OneDrive for all my work, Firefox as my default browser and Norton 360 for security. Everything is as up to date as it can be.

In February, I switched my VPN subscription from ExpressVPN (www.expressvpn.com) to NordVPN (nordvpn.com). Before that, I was never aware of any clash between Office 365 and the VPN, but recently I've found that when the VPN is running, my Office applications tell me "You are not connected to the Internet". If I switch off the VPN, everything works.

NordVPN's support staff rather unhelpfully sent me a link to a video from 2014 and assured me they are trying to fix the problem, which they say is common to all suppliers. Clearly, they aren't working very quickly! At their suggestion, I've tried flicking between TCP and UDP protocols, but with no luck.

I don't remember this happening at all when I was using ExpressVPN, and I'm pretty sure I was able to work with NordVPN switched on before May 2018. I badly want this level of security, given the places I travel for work, and I don't want to have to switch the VPN on and off all the time.

James Hall, via email



Turn off CyberSec in NordVPN if you find you can't use online services

A The problem you describe occurs with other VPNs, too, so it isn't limited to NordVPN. Something in the security settings is obviously incompatible with Microsoft's online services. A few people have found that OneDrive doesn't work, either.

Open NordVPN, go to Settings and turn off CyberSec, which is an option that blocks adverts and certain other activities. Click Show Advanced Settings at the bottom, then select TCP for the protocol. Turn off Custom DNS and Obfuscated Servers. These changes lower your security a little, but the more relaxed settings allow Office to run. You'll still have an encrypted internet connection that's both secure and private.

You can fix other VPNs that suffer from this problem by turning off some of the advanced security settings.

NETWORKING

Connect iPhone to Wi-Fi

Q I bought an iPhone 8 on contract last month but I can't get it to connect to my Sky Hub. All my other devices are connected, including an iPad 2 and an Amazon Fire tablet. I contacted my supplier who, after two home visits and various calls, accepted that there was a problem and changed my phone. However, the new phone won't connect to my hub either.

I contacted Apple online, who went through various procedures, but I got cut off. This has happened twice and I'm no further forward. My iPhone 8 works perfectly if I connect to another network, like O2, and has no other problems. My hub has also been checked and is okay. I listen to a lot of music but if I stream at home, I use up my data allowance.

John Mathias, via email

A Poor Wi-Fi connections can be caused by interference from nearby networks. Everyone has Wi-Fi now, and the signals from your neighbours' networks can reach into your home. Wi-Fi uses channels to spread the load, but if too many wireless routers use the same channel, they can clash.

Many routers scan for the best channel to use when starting up, so switching your router off and on again can help. However, some will continue to use crowded channels, so you may be able to improve things by selecting a channel manually.

Get WifInfoView (search for it at www.nirsoft.net) and run it to see a list of wireless networks within range of your computer. Look down the channel column to see which channels they use. Wi-Fi uses channels 1 to 11, so find one that is as far as possible from any other busy channel.

On your PC, open a browser and go to 192.168.0.1 (or whatever IP address the router uses) and log in with 'admin' for the user and 'sky' for the password (unless you have changed it). Select Setup or Wireless Settings, click the Channel list and select the one with the least users according to WifInfoView.

On the iPhone, go to Settings, Wi-Fi, press the network and tap Forget This Network. You can then reconnect the iPhone to your WiFi by selecting your network and entering the password.

EMAIL

Missing Mail folders

Q Ever since Windows 10 updated to version 1803, I can't access the Delete or Spam folders when I click my Hotmail mailbox. Instead, I see a message stating that I need to 'Get Premium Outlook features'.

Robert Cull, via email

A I assume you mean you can't access the folders in the Windows 10 Mail app. Click the top-left three-



Click Folders to open a panel of hidden folders in the Windows 10 Mail app

line menu to expand it, then click Folders or More. This opens a panel with links to all the hidden folders, such as Deleted Items and Junk Email.



This fortnight Roland bought a USB powered fan to keep himself cool. It was delivered the day before the rain came!

Your Top Tips

Our pick of the best advice from our readers. To get help or offer it to others, visit forum.webuser.co.uk



TOP TIP

GENERAL PC

Don't make all your PCs look the same

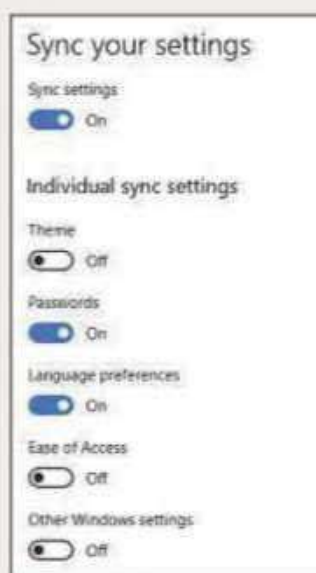
My friend was surprised when the desktop image and other elements of her new laptop became identical to those of her old computer. There's no mystery, however: Windows 10 syncs all manner of things between the PCs you sign into, making them all look and work the same.

If you prefer them to look different, open the Settings app (Windows+i) and click Accounts. Select 'Sync your settings' and use the switches to choose which settings you want to make the same, and which to leave.

'Theme' controls the syncing of visual

elements, so turn it off if you want different desktop wallpaper and colours. There's also a vague 'Other Windows settings' option which could mean anything!

Back Issues disc winner



Choose what to sync between computers

Grahame Lee, via email

of mail the same way if you want to.

This works in the new Gmail. I haven't got round to trying it in classic Gmail, but it's probably similar there.

Madeline, Web User Forums

WEBSITE BUILDING

Make a web page with no hosting

I just discovered how to create web pages without needing a web-design tool or having to pay for web hosting. Create a document in OneDrive using the Microsoft Word web app. After adding text and images, headings and subheadings, go to the File menu and select Transform. The menu doesn't say what you're transforming it into, but if you follow it through, the document is converted into a web page using Microsoft Sway. It lets you choose the page design and provides several templates. The page then opens in Sway and you can use the Share button at the top to provide a link for Facebook, Twitter, LinkedIn or email, or by getting the code. The web pages created from Word documents can be edited if you need to change or add things. It's useful if you want to create web pages to share on social accounts.

Pete Murphy, via email



Turn Word documents into web pages using Transform on the File menu

EMAIL

Find emails faster

Here are some tips to make Windows 10's Mail app easier to use. To find emails

BROWSERS

Use Firefox's voice search

I use voice search on my phone by clicking the little microphone symbol and speaking my request. You can do the same on a PC using the Chrome browser, but it's only recently become possible with Firefox. Voice Fill (bit.ly/vofi455) lets you use voice search on



Use voice search in Firefox

Google, Yahoo and DuckDuckGo. It adds a microphone symbol to the Firefox menu and to the side of the Google search box. Give it the relevant permissions, hook up your microphone and you're good to go.

Voice Fill used to be one of Firefox's Test Pilot tools but it has now graduated to a full add-on in its own right.

dangermouse75, Web User Forums

BROWSERS

Sync bookmarks between browsers

Chrome can import bookmarks from Microsoft's Edge browser in Windows 10,

which is useful if you started using it and want to switch. Open the menu and select Settings. In the People section, click 'Import bookmarks and settings', then select Microsoft Edge. If you want to switch back to Edge, open the menu in Edge and click Settings. Under 'Import favorites and other info', click the 'Import from another browser' button. Chrome, Firefox and Internet Explorer are the available options.

Alan Simpson, via email

EMAIL

Stop Gmail celebrating a clear inbox

"Woohoo! You've read all the messages in your inbox." If this infantile, idiotic and irritating message annoys you as much as it does me, here's how to avoid seeing it. Once you've read your mail, your inbox will show the headings 'Unread' and 'Everything else' with a ^ symbol next to them, which is when the message is displayed. To hide it, click the ^ and it will change to v. You can leave it like that permanently and when new email messages arrive, you'll see a number next to Inbox showing how many have arrived and are unread. You can collapse the list



you've received from a particular person, type from: into the search box to see suggested people listed below. The suggestions narrow as you start typing their name. Click a person or email when you see the one you want and all messages from them will appear.

If you want to find an email you sent, type to: in the search box. As before, Mail suggests people and refines the suggestions as you type. Click the one you want when it's displayed and all the messages sent to that person are listed.

Charlie Berry, via email



This extension stops documents cluttering your Downloads folder

folder, the file opens in the browser. It works with a wide variety of file types, including Microsoft Word documents, and RTF, CSV and XLS files.

Winston Montgomery, via email

SOFTWARE

Edit a clip in a snip

I really enjoyed your reviews of what I call 'proper' video-editing software (Group Test in Issue 453, bit.ly/webuser453). If you're looking for something more basic, and don't want to spend money on professional software, I think VidCutter (bit.ly/vidcut455) is ideal. It's a cross-platform program for quick video and audio trims, and reminds me of the simplicity of Windows Movie Maker.

Abby Daly, via email

GENERAL PC

Extend the Windows 10 uninstall period

Microsoft recently introduced new commands that let you change how much time you're given to roll back a Windows 10 upgrade to a previous version. First, find and right-click Command Prompt on the Start menu and select 'Run as administrator'. Type DISM

/Online /Get-OSUninstallWindow and press Enter to see how many days you have left until you're permanently lumbered with the Windows 10 upgrade. Now, type DISM /Online /Set-OSUninstallWindow /Value:60 and press Enter. This sets the total number of days to 60, which is the maximum. Just remember to keep doing this with each new update.

Phillip Don, via email

ANDROID

Get lyrics for your favourite Spotify tunes

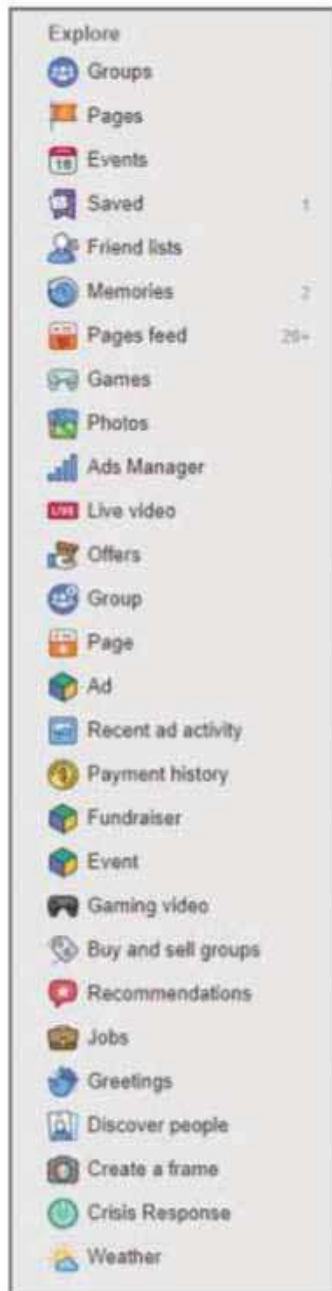
Does anyone else remember when Spotify removed song lyrics and replaced them with 'Behind the Lyrics' trivia? Well, you can bring lyrics back by installing QuickLyric on Android (bit.ly/lyric455) and turning Device Broadcast Status to On. Now, play any song on Spotify and reopen QuickLyric.

The app can be a bit fiddly sometimes, but it's perfect for an impromptu karaoke session. Let the good times roll (and rock)!

Ross Delaney, via email



Sing along to your favourite tracks with this lyrics app



Find new features on Facebook's homepage

FACEBOOK

Find more from Facebook's sidebar

Facebook is constantly adding great new features to its sidebar. Facebook Live, for example, which links to a map of live global videos, provides breaking news, if you know the location, although it can be pot-luck on whether you discover anything worthwhile.

I recently spotted two options on the list that I don't think I've seen before. The first is the Pages feed (www.facebook.com/pages) and the second is an archive log under Memories (also available at www.facebook.com/memories), which is handy if you've clocked up a lot of posts with friends.

Bedstor, Web User Forums

BROWSERS

Open any document in your browser

If you're sick of clicking links to documents only to find you've ended up downloading yet another DOCX file, I strongly recommend downloading Docs Online Viewer. It's a browser add-on available for Chrome (bit.ly/chrdoc455), Firefox (bit.ly/ffdocs455) and Opera (bit.ly/opdoc455). You'll notice that when the tool detects a file in the browser, it inserts a little 'cloud document' icon next to the link. Click the icon and instead of cluttering up your Download

BLUNDER OF THE FORTNIGHT

GENERAL PC

Stop Windows deleting your files

Imagine my panic when I discovered that some files were missing from my Downloads folder. Was a ghost wiping my files? Had a computer spring clean slipped my mind? Nope, it turns out that Windows 10 automatically clears out the Download folder, Temporary Files and the Recycle Bin after 30 days. Before sending my PC to a retrieval specialist, I found out how to stop Windows doing this. I had to turn off 'Storage sense' in the Storage settings, which appears to be switched on by default. I don't actually want my PC



Don't let Windows delete all your files - change this one setting now

emptying my Recycle Bin automatically, so I'm glad I found this.

Al Connor, via email

Have you managed to fix a PC-related disaster?

If so, please send your story to webuser@dennis.co.uk



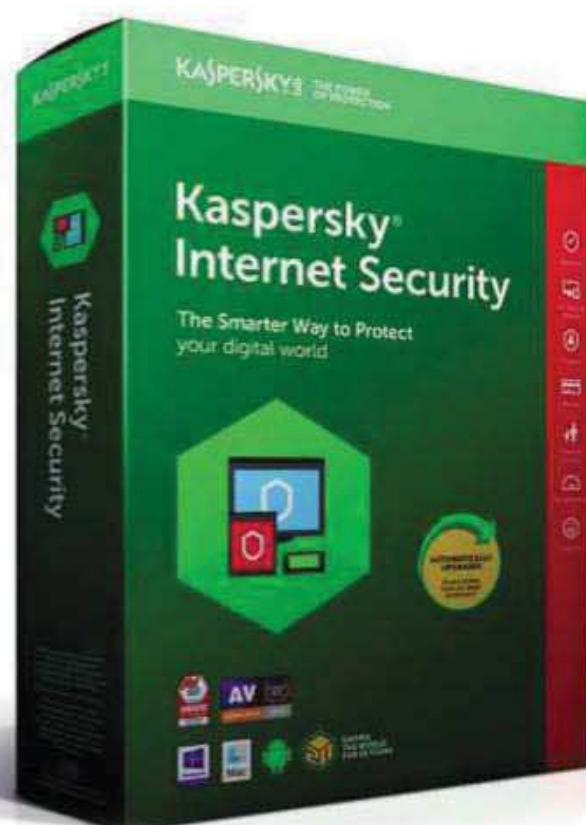
OFFER OF THE FORTNIGHT

Kaspersky Internet Security 2019 - on sale now

Our sister title *Computeractive* is now selling the new and improved 2019 edition of the multi-award-winning antivirus Kaspersky Internet Security at a special discount for readers

WHAT'S NEW IN KASPERSKY 2019:

- ✓ Finds and removes dodgy browser extensions
- ✓ Identifies software that needs to be updated
- ✓ Gives you more control over which adverts are blocked
- ✓ More advanced options to keep malware off your PC



**SINCE WINDOWS 10 LAUNCHED 18,642 READERS
HAVE BOUGHT KASPERSKY SOFTWARE
FROM THE SOFTWARE STORE**

One PC for one year NOW ONLY £19.99*

Normally £34.99

Buy it from our Software Store at bit.ly/kaspersky1pc

Three PCs for two years NOW ONLY £39.99

Normally £79.99

Buy it from our Software Store at bit.ly/kaspersky2019

* while stocks last

**WINNER OF THE PAST NINE COMPUTERACTIVE
ANTIVIRUS TESTS**



Readers' Helpdesk

Our pick of the best solutions posted on our reader forums. Visit forum.webuser.co.uk – it's friendly and free!

GENERAL PC

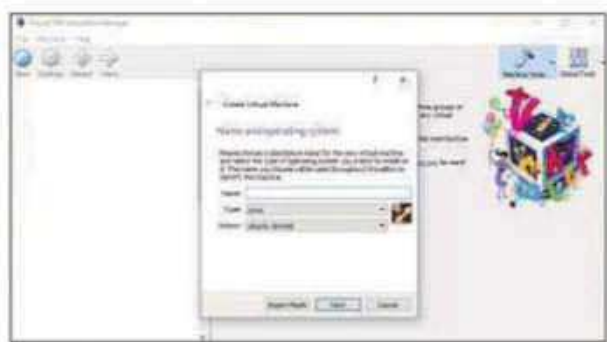
Avoid Windows malware by using a Linux dual-boot

Q Typically, Linux can be dual-booted with Windows, but I wondered if it's possible or practical to run Linux in VirtualBox under Windows? Would Linux still retain its integrity and not be affected by any malware that the Windows system might pick up?

george29, Web User Forums

A It shouldn't be affected by any malware. However, I've always found that VirtualBox (www.virtualbox.org) slows everything down to a crawl, which is probably why many versions of Linux offer a dual-boot option. Alternatively, I use Linux Mint (www.linuxmint.com) on a former Windows 7 laptop, so there's no possibility of Windows processes interfering, and there's no need to suffer a slowdown by using VirtualBox.

pete.i & Bally1001, Web User Forums



Running Linux in VirtualBox is slower but simpler than dual-booting

HARDWARE

Force the correct dimensions when printing

Q I want to print a 13 x 18cm photo but my printer only prints 12 x 17cm. Is there any way around this? My printer is an HP DeskJet 2132 and I'm using Windows 7.

billw, Web User Forums

A If your image is already sized at 13 x 18cm, open it in Windows Photo Viewer and use the Print option (Ctrl+P). Select your printer, opt for A4 paper and set the paper and quality to suit your

GENERAL PC

Fix slow startup with a clean install

Q I'm experiencing the occasional slow startup on my PC. I've had a look at the Startup section in CCleaner (www.ccleaner.com) and have noticed that under the context menu there are three entries for the same Avast file and two identical files for Malwarebytes. Is this correct? Would a clean install help?

beefy, Web User Forums

A A clean install will help speed up your PC startup. However, you must be aware of the consequences and the work involved.



Software cleaners are effective but the most thorough way to clean your PC is to reinstall Windows

Just for the record, I clean install all my computers every six months, mostly just for the hell of it, but also because it removes duplicate files and all the mess left behind after uninstalling programs, which slow things down. But there's no need to carry out a clean install as often as I do.

The easiest way is to create a system image after your first clean install, then restore the image when required.

pete.i & Peru, Web User Forums

needs, then choose the 13 x 18cm option, click Print and follow any prompts. The resulting print will be sized at 13 x 18cm within the A4 page.

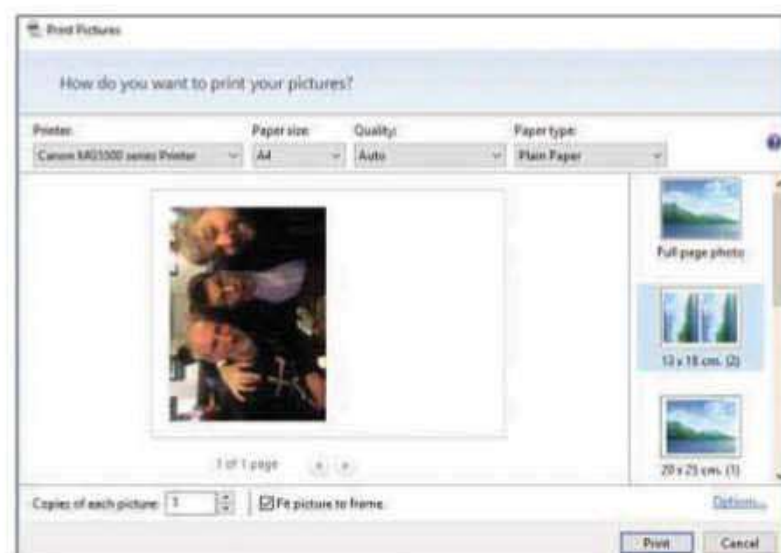
If your image isn't currently 13 x 18cm but you want it to print at that size, that's another story. One option is to open an image editor capable of supporting layers, then create a 13 x 18cm canvas at a resolution of 118.11 pixels/cm (300dpi). Copy the image, then paste it to the canvas. Hold down the Shift key and use the corner handles to resize the image in proportion, until it fits. You can use the arrow keys to fine-tune the position, then go to the Print tab and adjust the settings to print on A4 paper, as before.

There is another, more manual method but it is quite clunky. Open a blank PowerPoint page, click Insert and select the rectangle. Drag the corners until it's about the right size. Next, make sure you have the box outlined and print it. See how close it has printed to your

required size and repeat until it matches your specifications. When the box prints at the correct size, insert your picture on the page. Drag the corners of the picture to fit in the box you have created, then delete the outlined box, put your photo paper in the printer and print.

If you are likely to need the same size again, it's a good idea to save the page before inserting the picture. Then, when you close it, you have the custom-sized outline ready to use.

Moonshine & jak, Web User Forums



Windows' built-in software can print photos at 13 x 18cm

Star Email

Tesco self-scan made us criminals

Regarding your news story in Issue 453 (bit.ly/webuser453), 'Tesco tests self-scan pay-as-you-shop app'. My wife and I recently had a very bad experience using self scan. We are not often driven to writing to a publication, but after seeing your article, we felt we had to.

We decided to use the trial self-scan system in the Carmarthen branch of Tesco and carefully scanned each item before putting it in our trolley. We decided to buy 10 bottles of Crabbie's ginger beer, so picked up one bottle and scanned it 10 times



before putting it in our trolley.

When we reached the auto-pay point, it flagged up an error. It told us to speak

to a shop assistant, so we did. She immediately took us to a table and emptied our trolley, rescanning every item in front of everybody else waiting.

We were fuming. They treated us like criminals and we were about to leave, dumping the trolley full of shopping, when she gave us back the trolley with no explanation. Atrocious service – I had to write to Tesco to find out what the problem was!

Apparently, you have to scan each bottle separately, not one bottle 10 times. That was our only sin. Never again!

Mike Timewell, via email

Get your facts right about slavery in Britain

Shame on you for allowing the gratuitously offensive, unnecessary and wrong statement in your review of the Runaway Slaves website (Best New Websites, Issue 453): "To Britain's shame, slavery flourished in the 18th Century". Britain, like all nations, has things to be ashamed of, not least the egregious Iraq war, but slavery is not one of them.

Slavery flourished all over the world, in every country over recorded history. However, since the Roman times, slavery was never legal in Britain. Indeed, Britons themselves were taken as slaves: "About 1.2 million



whites were held captive on African shores during this era (16th & 17th Century), a tenth of the number of black Africans sold into slavery" (Swali Africa, bit.ly/slaves455).

Moreover, Britain was the first country to outlaw slavery, and also to attempt to stop it elsewhere in the world – no other country has done this. Indeed, the Royal Navy, at great expense, had a squadron specifically to stop slave ships. This was

still happening in my lifetime.

Many other countries have continued slavery until the present day, but they now use euphemisms such as 'forced labour'.

Ian Clements, via email

Rainy days when the cloud comes down

The emphasis these days on the cloud and placing our information in it is like placing your money on a favourite horse at the races. We know it looks good, but how far can we trust it?

The cloud may be vast and it may be the answer to many people's storage problems, but we are not the owners of that equipment. We rent a part of it, but if the owners wanted to close their service, what would the cost be to them?

Many of us have photos and documents in the cloud, but what is up there that the average person does not care about, but companies do? And how are we to know if there is a hacker out there just waiting for the right day to pull the plug on the cloud?

Terry Bradley, Milton Keynes

Quiz Answers: Issue 454

1 **Sledgehammer**



2 **Club Tropicana**



3 **Hungry Like the Wolf**



4 **The Love Cats**



5 **China in Your Hand**



6 **Kids in America**



WINNER!

Well done to **Russ Mytton** who wins a Web User Back Issues Disc



TECH YEAR

2010



We need a better way to report phishing

I always forward phishing attempts to the organisation they were purported to come from. However, this is time-consuming because there is no standard way of reporting spam and phishing; each organisation has its own system.

Even Action Fraud (www.actionfraud.police.uk) – when you click through to its ‘Report a phishing attempt’ page –



only gives you a phone number, with no email address to forward suspicious messages to.

I think we should start a campaign to develop a universal reporting system for phishing emails.

Alan Wood, via email

Is Epic Privacy Browser legal to use?

Month after month, your magazine provides very useful guidance on staying safe online. For the past couple of years, I have been using (alongside Firefox) a Chrome-based browser called Epic Privacy Browser that appears to go further than DuckDuckGo with its security. I haven't seen any mention of this browser in any of your articles.

I have read that Epic has rather upset Google because it prevents all tracking! Although I live in the UK, this browser appears to give me an IP address somewhere in New York state, USA, and its privacy policy makes some quite bold assurances (bit.ly/epicprivacy455).

I would very much appreciate any advice on the legality of using this browser and the pros and cons of doing so. One drawback I have noticed is that it is a bit on the slow side.

Ray Griffiths, via email



Web User says: We reviewed Epic Privacy Browser in our ‘Switch your browser now’ cover feature in Issue 440. It's completely legal to use and very secure, but when we tested the browser, we experienced a few problems with page loading and found that Epic's no-frills approach made it feel a bit dull.

What you say...

DO YOU AGREE WITH OFCOM THAT FACEBOOK AND GOOGLE SHOULD BE REGULATED OVER ‘FAKE NEWS’ (bit.ly/ofcom455)?

Yes, and you should include the press. In fact, any organisation that publishes fake news intentionally. It's everywhere.

Steve Ellis @gb022621

No, it's the users who should be more alert to fake news. People will blindly share news stories without thinking.

Goldmaster @imthegoldmaster

Definitely. It's unbelievable how many people report news to each other from Facebook and think it's real news.

Jason ‘Boz’ Bowyer

No. The general public need to be educated. Don't believe everything you read and look further than Facebook for any truth.

Gavin Green

GOOGLE WANTS COMPANIES TO USE ITS AUTOMATED-VOICE TECHNOLOGY IN CALL CENTRES (bit.ly/robots455). WOULD YOU PREFER TO SPEAK TO A ROBOT OR A HUMAN?

Neither. I'd rather handle everything myself online. Robots don't always understand every word, and with call centres that are abroad it's often hard to understand the humans who have English as a second language.

John Scott

Human, as long as they speak English to me.

Nat Grove

If the human is working from a script, it makes no difference.

Rich Grove

THE UK'S BROADBAND HAS SLIPPED TO 35TH IN THE WORLD, BELOW MADAGASCAR (bit.ly/bband455). WHY?

BT spent the billions given to them by the government on Premier League football rights.

Pete Sherriff

Dated infrastructure with providers who only care about money and not the service.

Paul Wallace

Lack of Government control. When infrastructure is left to the private sector, they cherry-pick the profitable bits.

Iain Kenworthy-Neale

The clowns who run BT don't understand technology. However they are probably top-hole at Latin and economics. What what!

Graham Smith

FOR THE FIRST TIME, MORE PEOPLE IN THE UK WATCH NETFLIX THAN PAY FOR BT/SKY/VIRGIN TV (bit.ly/netflix455). HAVE YOU SWITCHED TO NETFLIX FROM THESE SERVICES?

I have Netflix, and cancelled Virgin TV because it was too expensive. They only give the best deals to new customers.

Brian Cathcart

I have Netflix as well as Virgin. I tend to spend more time on YouTube – there's so much content to get lost in.

Si Mellor

I use Sky/BT for sport because you can't get it on Netflix, but use Netflix for films and box sets.

Paul Emsley

I have Netflix and Sky, but I'm going to cancel Sky soon. I noticed that I'm only watching Netflix and YouTube, so why pay for something I'm not watching?

Darren Heard

! Page 404



Spend money on faster broadband, not faster trains, says ex-commuter **Barry Collins**

Take the strain off the train

Every morning I look at my Twitter feed with a wry smile. Almost without fail, several people I follow will be griping about the trains: overcrowded carriages, sudden cancellations, the wrong type of tea leaves in the driver's morning brew – that kind of stuff.

I smile because that was me five years ago, spending four or five hours a day trying to get back and forth from London and tweeting my frustration on a twice-daily basis. Finally, before the @SouthernRailUK Twitter handlers took out a restraining order, I gave it all up.

I threw in my office job and decided to work from home – a brave decision, not only because of the financial insecurity of going freelance but the paucity of my home broadband speed. Back then, my ADSL connection was just 4Mbps with only faint promises of fibre broadband arriving someday. It was two years before the fibre cabinet was installed at the end of our road, dangerously close to the point when working on such a slow connection was becoming untenable.

This morning, as I sip my coffee before walking the dog, I wouldn't dream of getting back on the commuter treadmill. And neither should millions of others have to. London and our other major cities are service economies; the majority of workers are sat in front of computer screens, barely doing anything that couldn't be achieved just as efficiently in a back bedroom or garden office.

To make that possible, to make home working practical for millions more people, we need pure fibre networks. The halfway-house of fibre that most of



us have now is just about good enough, but if you want a home office to feel just as fast as the computer in the workplace, you'll need full fibre, with data pinged around at gigabit speed, not the tens of megabits that today's fibre gets you.

“ A full fibre network by 2033. That's not so much kicked into the long grass as hoofed into kingdom come ”

So, my battered-old ex-commuter heart skipped a beat when I saw a report from the National Infrastructure

Commission – a government body that advises Whitehall where to spend its money – recommending that the UK should have a full fibre network. Progress, at last! Just one tiny stumbling block – it set a target date of 2033. That's not so much kicked into the long grass as hoofed into kingdom come.

The latest estimates for bringing fibre to the entire nation put the required investment at somewhere between £20bn to £30bn. That's not small change, for sure, but neither is it an

outlandish sum compared to other infrastructure projects.

The Crossrail train line that's nearing completion in London is estimated to have cost around £15bn; a similar sum will be spent adding a third runway at Heathrow. At the expense of both of those projects combined you could have a truly world-leading broadband network that would let everyone – from a cottage owner in Cornwall to a penthouse owner in Pimlico – work as if they were in the office, with even the biggest files being pinged across the internet almost instantaneously. The news that Britain recently slipped to 35th position in the global table of broadband speeds (behind Madagascar) only emphasises the urgency of an upgrade.

But instead of a world-class web network we can all benefit from, we'll have another overcrowded commuter route and slightly more efficient air travel out of the UK. Would the last person to leave the country please turn off the router lights?

ENJOYED THIS ISSUE?

GET THE NEXT ONE EARLY!

Thank you for reading this issue of *Web User* – we hope you found the tips and advice useful. The good news is that you don't have to wait too long for the next issue. If you subscribe to *Web User* by **Monday 13 August (8pm)***, you'll receive it through your letterbox before it's available in the shops!

What's inside the next issue:

COVER FEATURE: THE ADVANCED GUIDE TO EMAIL

PLUS:

- Run PC software on any device
- Switch to 'lite' versions of apps
- Block all website notifications

AND...

Best free system-monitoring tools

**Don't worry if you miss this deadline –
you can subscribe to Web User at any time!*

THE ADVANCED GUIDE TO EMAIL

Subscribe to *Web User* today and you'll pay just **£22.49*** for the next 13 issues – that's a 21% saving on the shop price. As an added bonus you'll also receive a free gift – **a 3000 mAh Power Bank Charger**

Subscribe online at

subscribe.webuser.co.uk

or call now on **0330 333 9493**

(calls to 03 numbers will be charged at your standard local rate)

**Includes FREE DELIVERY*

Quote offer code: **P1816**

